

Antibody-drug Conjugate/ADC Related

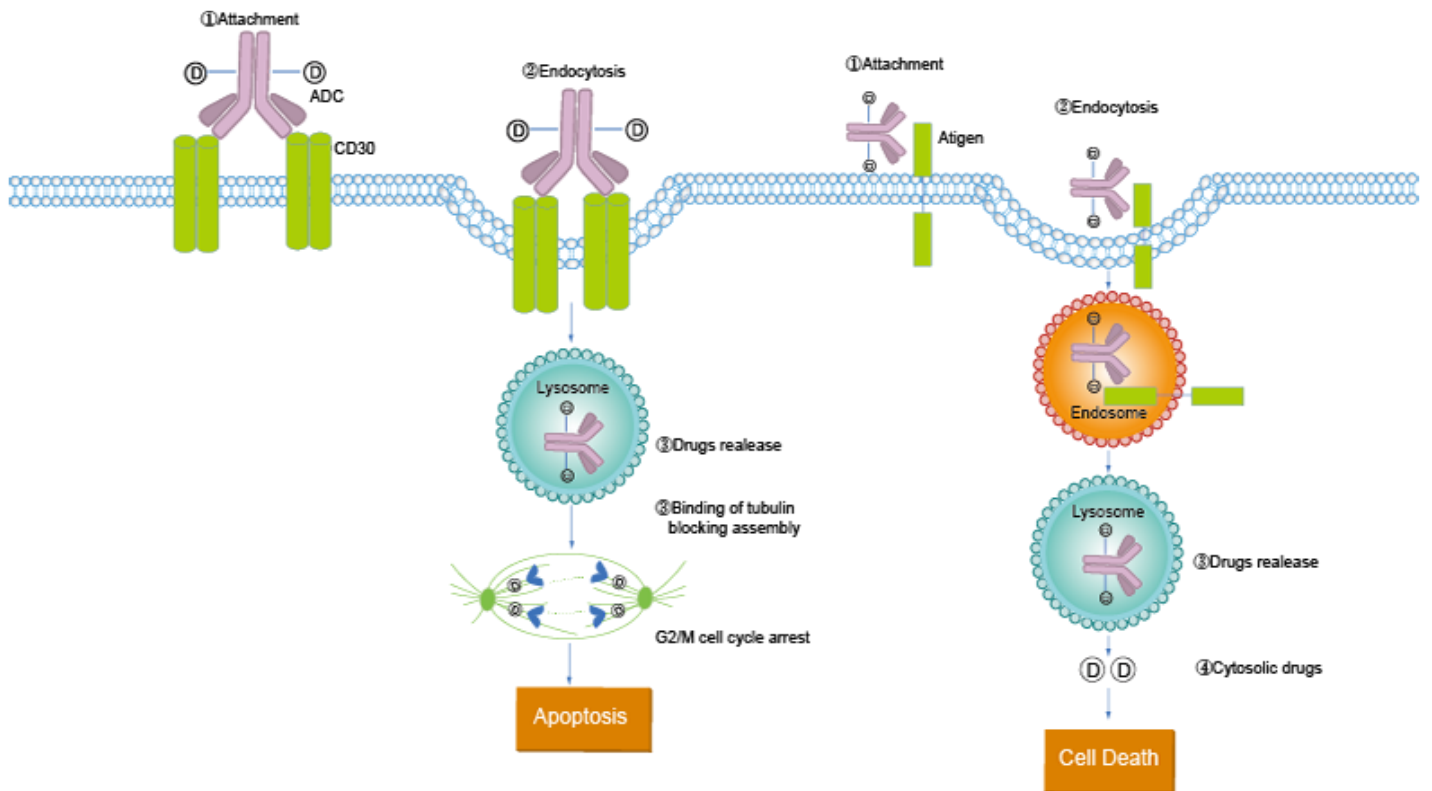
The antibody-drug conjugate (ADC), a humanized or human monoclonal antibody conjugated with highly cytotoxic small molecules (payloads) through chemical linkers, is a novel therapeutic format and has great potential to make a paradigm shift in cancer chemotherapy. The three components of the ADC together give rise to a powerful oncolytic agent capable of delivering normally intolerable cytotoxins directly to cancer cells, which then internalize and release the cell-destroying drugs. At present, two ADCs, Adcetris and Kadcyra, have received regulatory approval with >40 others in clinical development.

ADCs are administered intravenously in order to prevent the mAb from being destroyed by gastric acids and proteolytic enzymes. The mAb component of the ADC enables it to circulate in the bloodstream until it finds and binds to tumor-specific cell surface antigens present on target cancer cells. Linker chemistry is an important determinant of the safety, specificity, potency and activity of ADCs. Linkers are designed to be stable in the blood stream (to conform to the increased circulation time of mAbs) and labile at the cancer site to allow rapid release of the cytotoxic drug. First generation ADCs made use of early cytotoxins such as the anthracycline, doxorubicin or the anti-metabolite/antifolate agent, methotrexate. Current cytotoxins have far greater potency and can be divided into three main groups: auristatins, maytansines and calicheamicins.

The development of site-specific conjugation methodologies for constructing homogeneous ADCs is an especially promising path to improving ADC design, which will open the way for novel cancer therapeutics.

References:

- [1] Tsuchikama K, et al. *Protein Cell*. 2016 Oct 14. DOI:10.1007/s13238-016-0323-0.
- [2] Peters C, et al. *Biosci Rep*. 2015 Jun 12;35(4). pii: e00225. doi: 10.1042/BSR20150089.



Target List in Antibody-drug Conjugate/ADC Related

• ADC Cytotoxin	4
• ADC Linkers	19
• Antibody-Drug Conjugates (ADCs)	90
• Drug-Linker Conjugates for ADC	92
• PROTAC-Linker Conjugates for PAC	108



www.MedChemExpress.com

Inhibitors, Screening Libraries, Proteins

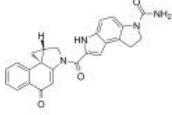
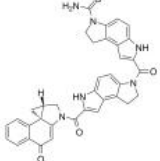
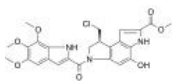
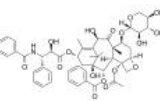
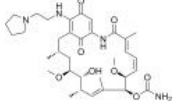
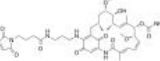
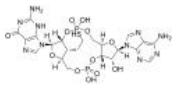
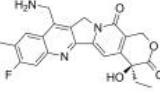
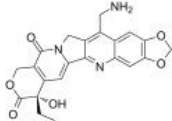
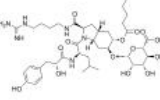
ADC Cytotoxin

ADC Payload

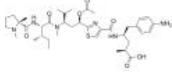
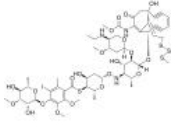
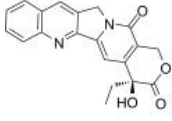
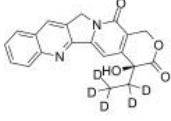
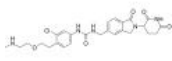
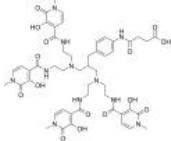
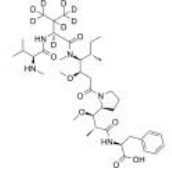
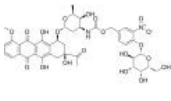
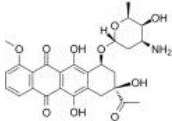
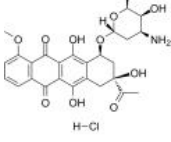
ADC cytotoxins (also known as payloads) are cytotoxic agents that induce target cell death in Antibody Drug Conjugates (ADCs). An ADC is a targeted agent composed with a monoclonal antibody, a linker and a cytotoxin. The cytotoxin is the most important component as it determines the potency to kill cancer cells of an ADC.

There are many cytotoxins which are currently being used such as Calicheamicins, Duocarmycins, Pyrrolobenzodiazepines (PBDs), Camptothecins, Daunorubicins/Doxorubicins, Auristatins and Maytansinoids. They can be divided in two classes based on their mechanism of action, DNA damaging agents and tubulin inhibitors. Among them Calicheamicins, Duocarmycins and PBDs are DNA minor groove binders, Camptothecins and Daunorubicins/Doxorubicins are topoisomerase inhibitors, which are DNA damaging agents. Auristatins and Maytansinoids are tubulin inhibitors. Except for the listed cytotoxins, there are numbers of traditional cytotoxic agents with similar mechanisms of killing cancer cells and can also be used in the development of ADCs.

ADC Cytotoxin

<p>(+)-CBI-CDPI1</p> <p>Cat. No.: HY-128880</p> <p>(+)-CBI-CDPI1 is an enhanced functional analog of CC-1065. (+)-CBI-CDPI1 is a DNA alkylating agent. (+)-CBI-CDPI1 is an antibody drug conjugates (ADCs) toxin.</p>  <p>Purity: >98% Clinical Data: No Development Reported Size: 1 mg, 5 mg</p>	<p>(+)-CBI-CDPI2</p> <p>Cat. No.: HY-128881</p> <p>(+)-CBI-CDPI2 is an enhanced functional analog of CC-1065. (+)-CBI-CDPI2 is a DNA alkylating agent. (+)-CBI-CDPI2 is an antibody drug conjugates (ADCs) toxin.</p>  <p>Purity: >98% Clinical Data: No Development Reported Size: 1 mg, 5 mg</p>
<p>(S)-Seco-Duocarmycin SA</p> <p>Cat. No.: HY-129356A</p> <p>(S)-Seco-Duocarmycin SA is a DNA alkylator, cytotoxic to cancer cells, and acts as a ADC cytotoxin for antibody-drug conjugates.</p>  <p>Purity: ≥99.0% Clinical Data: No Development Reported Size: 5 mg</p>	<p>10-Deacetyl-7-xylosyl paclitaxel (10-Deacetyl-7-xylosyltaxol; 10-Deacetylpaclitaxel 7-Xyloside; ...)</p> <p>Cat. No.: HY-20584</p> <p>10-Deacetyl-7-xylosyl paclitaxel is a Paclitaxel (a microtubule stabilizing agent; enhances tubulin polymerization) derivative with improved pharmacological features.</p>  <p>Purity: 98.19% Clinical Data: No Development Reported Size: 10 mg, 50 mg</p>
<p>17-AEP-GA</p> <p>Cat. No.: HY-133570</p> <p>17-AEP-GA, an HSP90 antagonist, is a potent inhibitor of glioblastoma cell proliferation, survival, migration and invasion. ADCs Toxin.</p>  <p>Purity: >98% Clinical Data: No Development Reported Size: 1 mg, 5 mg</p>	<p>17-GMB-APA-GA</p> <p>Cat. No.: HY-130997</p> <p>17-GMB-APA-GA is an ADC Cytotoxin. 17-GMB-APA-GA is a potent HSP90 inhibitor and used for latent T. gondii infection research.</p>  <p>Purity: >98% Clinical Data: No Development Reported Size: 1 mg, 5 mg</p>
<p>2',3'-cGAMP-C2-SH</p> <p>Cat. No.: HY-141663</p> <p>2',3'-cGAMP-C2-SH is a ADC cytotoxin that is extracted from patent US20210015941, example 24.</p>  <p>Purity: >98% Clinical Data: No Development Reported Size: 1 mg, 5 mg</p>	<p>7-Aminomethyl-10-methyl-11-fluoro camptothecin</p> <p>Cat. No.: HY-132160</p> <p>7-Aminomethyl-10-methyl-11-fluoro camptothecin is a cytotoxin of MC-AAA-NHCH2OCH2COO-7-aminomethyl-10-methyl-11-fluoro camptothecin (HY-132158compound 21a).</p>  <p>Purity: >98% Clinical Data: No Development Reported Size: 1 mg, 5 mg</p>
<p>7-MAD-MDCPT</p> <p>Cat. No.: HY-132162</p> <p>7-MAD-MDCPT, a Camptothecin analog, is a toxin payload in antibody drug conjugates (ADCs).</p>  <p>Purity: >98% Clinical Data: No Development Reported Size: 1 mg, 5 mg</p>	<p>Aeruginosin 865</p> <p>Cat. No.: HY-130994</p> <p>Aeruginosin 865, isolated from terrestrial cyanobacterium Nostoc sp. Lukešová 30/93, is the first aeruginosin-type peptide containing both a fatty acid and a carbohydrate moiety. Aeruginosin 865 inhibits translocation of NF-κB to the nucleus.</p>  <p>Purity: >98% Clinical Data: No Development Reported Size: 5 mg, 10 mg, 25 mg</p>

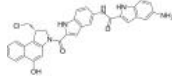
<p>Agrochelín</p> <p>Cat. No.: HY-130995</p>	<p>Aldoxorubicin (INNO-206; DOXO-EMCH)</p> <p>Cat. No.: HY-16261</p>
<p>Agrochelín, an alkaloid cytotoxic antibiotic, is produced by the fermentation of a marine Agrobacterium sp. Agrochelín has cytotoxic activity in tumor cell lines.</p> <p>Purity: >98% Clinical Data: No Development Reported Size: 5 mg, 10 mg, 25 mg</p>	<p>Aldoxorubicin (INNO-206) is an albumin-binding prodrug of Doxorubicin (DNA topoisomerase II inhibitor), which is released from albumin under acidic conditions. Aldoxorubicin (INNO-206) has potent antitumor activities in various cancer cell lines and in murine tumor models.</p> <p>Purity: 95.99% Clinical Data: Phase 3 Size: 5 mg, 10 mg, 50 mg, 100 mg</p>
<p>Aminohexylgeldanamycin (AHGDM)</p> <p>Cat. No.: HY-133571</p>	<p>Aminohexylgeldanamycin hydrochloride (AHGDM hydrochloride)</p> <p>Cat. No.: HY-133571A</p>
<p>Aminohexylgeldanamycin (AHGDM), a Geldanamycin derivative, is a potent HSP90 inhibitor. Aminohexylgeldanamycin shows antiangiogenic and antitumor activities.</p> <p>Purity: >98% Clinical Data: No Development Reported Size: 5 mg, 10 mg, 25 mg</p>	<p>Aminohexylgeldanamycin (AHGDM) hydrochloride, a Geldanamycin derivative, is a potent HSP90 inhibitor. Aminohexylgeldanamycin hydrochloride shows antiangiogenic and antitumor activities.</p> <p>Purity: >98% Clinical Data: No Development Reported Size: 1 mg, 5 mg</p>
<p>Aniline-MPB-amino-C3-PBD</p> <p>Cat. No.: HY-135900</p>	<p>Ansamitocin P 3' (Antibiotic C 15003P3'; Maytansinol butyrate)</p> <p>Cat. No.: HY-19839</p>
<p>Aniline-MPB-amino-C3-PBD is a cytotoxic agent comprised non-alkylating group. Aniline-MPB-amino-C3-PBD is a sequence-selective DNA minor-groove binding agent. Aniline-MPB-amino-C3-PBD acts as the payload for ADCs. Antimicrobial activity.</p> <p>Purity: >98% Clinical Data: No Development Reported Size: 1 mg, 5 mg</p>	<p>Ansamitocin P 3' exhibits antitumor activity, is an antibody drug conjugate cytotoxin. The more information please refer to Ansamitocin P-3 (HY-15739, a tubulin inhibitor).</p> <p>Purity: >98% Clinical Data: No Development Reported Size: 10 mM × 1 mL, 2 mg, 5 mg, 10 mg, 25 mg, 50 mg, 100 mg</p>
<p>Ansamitocin P-3 (Antibiotic C 15003P3; Maytansinol isobutyrate)</p> <p>Cat. No.: HY-15739</p>	<p>Auristatin E</p> <p>Cat. No.: HY-15582</p>
<p>Ansamitocin P-3 (Antibiotic C 15003P3) is a microtubule inhibitor. Ansamitocin P-3 is a macrocyclic antitumor antibiotic.</p> <p>Purity: ≥98.0% Clinical Data: No Development Reported Size: 10 mM × 1 mL, 5 mg, 10 mg, 50 mg, 100 mg</p>	<p>Auristatin E is a cytotoxic tubulin modifier with potent and selective antitumor activity; MMAE analog and cytotoxin in Antibody-drug conjugates. Auristatin E inhibits cell division by blocking the polymerisation of tubulin.</p> <p>Purity: 99.36% Clinical Data: No Development Reported Size: 1 mg, 5 mg, 10 mg, 50 mg, 100 mg</p>
<p>Auristatin F</p> <p>Cat. No.: HY-15583</p>	<p>Azonafide-PEABA</p> <p>Cat. No.: HY-126664</p>
<p>Auristatin F is a potent cytotoxin. Auristatin F, a potent microtubule inhibitor and vascular damaging agent (VDA), can be used in antibody-drug conjugates (ADC).</p> <p>Purity: 99.11% Clinical Data: No Development Reported Size: 1 mg, 5 mg, 10 mg</p>	<p>Azonafide-PEABA is a cytotoxic drug moiety.</p> <p>Purity: >98% Clinical Data: No Development Reported Size: 1 mg, 5 mg</p>

<p>C-11</p> <p>Cat. No.: HY-100861</p>	<p>Calicheamicin (Calicheamicin γ1)</p> <p>Cat. No.: HY-19609</p>
<p>C-11 is a tubulin inhibitor and acts as an ADC cytotoxin, displays cytotoxicity for carcinoma cell lines.</p> <p></p> <p>Purity: >98% Clinical Data: No Development Reported Size: 1 mg, 5 mg</p>	<p>Calicheamicin, an antitumor antibiotic, is a cytotoxic agent that causes double-strand DNA breaks. Calicheamicin is a DNA synthesis inhibitor.</p> <p></p> <p>Purity: 98.28% Clinical Data: No Development Reported Size: 1 mg, 5 mg</p>
<p>Camptothecin (Camptothecin; (S)-(+)-Camptothecin; CPT)</p> <p>Cat. No.: HY-16560</p>	<p>Camptothecin-d5 (Camptothecin-d5; (S)-(+)-Camptothecin-d5; CPT-d5)</p> <p>Cat. No.: HY-16560S</p>
<p>Camptothecin (CPT), a kind of alkaloid, is a DNA topoisomerase I (Topo I) inhibitor with an IC_{50} of 679 nM.</p> <p></p> <p>Purity: 99.69% Clinical Data: Launched Size: 10 mM \times 1 mL, 100 mg, 500 mg</p>	<p>Camptothecin-d5 (Camptothecin-d5) is the deuterium labeled Camptothecin. Camptothecin (CPT), a kind of alkaloid, is a DNA topoisomerase I (Topo I) inhibitor with an IC_{50} of 679 nM.</p> <p></p> <p>Purity: >98% Clinical Data: No Development Reported Size: 1 mg, 5 mg</p>
<p>CC-885-CH2-PEG1-NH-CH3</p> <p>Cat. No.: HY-145449</p>	<p>Corixetan</p> <p>Cat. No.: HY-132851</p>
<p>CC-885-CH2-PEG1-NH-CH3 is a neoDegradar that can be used in the synthesis of Antibody neoDegradar Conjugate (AnDC).</p> <p></p> <p>Purity: >98% Clinical Data: No Development Reported Size: 1 mg, 5 mg</p>	<p>Corixetan is a highly efficient thorium chelator. Corixetan can efficiently complex Th-227 with sufficient in vivo stability.</p> <p></p> <p>Purity: >98% Clinical Data: No Development Reported Size: 1 mg, 5 mg</p>
<p>D8-MMAF (Monomethylauristatin F D8)</p> <p>Cat. No.: HY-15579S</p>	<p>Daun02</p> <p>Cat. No.: HY-13061</p>
<p>D8-MMAF hydrochloride is a deuterated form of MMAF hydrochloride. MMAF Hydrochloride, a potent tubulin polymerization inhibitor, is used as a antitumor agent and a cytotoxic component of antibody-drug conjugates (ADCs).</p> <p></p> <p>Purity: >98% Clinical Data: No Development Reported Size: 1 mg, 5 mg</p>	<p>Daun02 is a prodrug of the topoisomerase inhibitor Daunorubicin.</p> <p></p> <p>Purity: 98.85% Clinical Data: No Development Reported Size: 10 mM \times 1 mL, 2 mg, 5 mg, 10 mg</p>
<p>Daunorubicin (Daunomycin; RP 13057; Rubidomycin)</p> <p>Cat. No.: HY-13062A</p>	<p>Daunorubicin hydrochloride (Daunomycin hydrochloride; RP 13057 hydrochloride; Rubidomycin hydrochloride)</p> <p>Cat. No.: HY-13062</p>
<p>Daunorubicin (Daunomycin; RP 13057; Rubidomycin) is a topoisomerase II inhibitor with potent antineoplastic activities. Daunorubicin (Daunomycin; RP 13057; Rubidomycin) inhibits DNA and RNA synthesis in sensitive and resistant Ehrlich ascites tumor cells.</p> <p></p> <p>Purity: >98% Clinical Data: Launched Size: 5 mg, 10 mg, 25 mg</p>	<p>Daunorubicin (Daunomycin) hydrochloride is a topoisomerase II inhibitor with potent antineoplastic activities. Daunorubicin hydrochloride inhibits DNA and RNA synthesis in sensitive and resistant Ehrlich ascites tumor cells.</p> <p></p> <p>Purity: 99.23% Clinical Data: Launched Size: 10 mM \times 1 mL, 10 mg, 50 mg, 100 mg, 200 mg, 500 mg</p>

DC0-NH2

Cat. No.: HY-129379

DC0-NH2 is an effector moiety for ADC and a simplified analog of DC1 with better stability. DC0-NH2 is about 1000-fold more cytotoxic than commonly used anticancer drugs (ex. Doxorubicin).

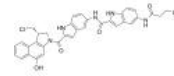


Purity: 95.21%
Clinical Data: No Development Reported
Size: 10 mM × 1 mL, 1 mg, 5 mg, 10 mg

DC1

Cat. No.: HY-112899

DC1, an analogue of the minor groove-binding DNA alkylator CC-1065, is a ADC Cytotoxin. DC1 can be used in synthesis of antibody-drug conjugates for the targeted treatment of cancer.

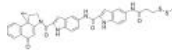


Purity: >98%
Clinical Data: Phase 2
Size: 1 mg, 5 mg

DC10SMe

Cat. No.: HY-135122

DC10SMe is a DNA alkylator, can be used in the synthesis of Antibody-drug Conjugate (ADC). DC10SMe exhibits IC_{50} s of 15 pM, 12 pM, and 12 pM for Ramos, Namalwa, and HL60/s cancer cells, respectively.

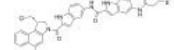


Purity: >98%
Clinical Data: No Development Reported
Size: 1 mg, 5 mg

DC1SMe

Cat. No.: HY-112898

DC1SMe, a DC1 derivative, exhibits IC_{50} values of 22 pM, 10 pM, 32 pM and 250 pM for Ramos, Namalwa, HL60/s and COLO 205 cancer cells, respectively. DC1, an analogue of the minor groove-binding DNA alkylator CC-1065, is a ADC Cytotoxin.

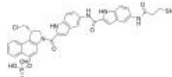


Purity: ≥98.0%
Clinical Data: No Development Reported
Size: 10 mM × 1 mL, 5 mg, 10 mg, 25 mg, 50 mg, 100 mg

DC4

Cat. No.: HY-135125

DC4, an ADC cytotoxin, can be used in the synthesis of Antibody-drug Conjugate (ADC). DC4 can be used for the targeted treatment of cancer.

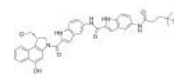


Purity: >98%
Clinical Data: No Development Reported
Size: 1 mg, 5 mg

DC41

Cat. No.: HY-112901

DC41 is a DC1 derivative. DC1, a simplified analogue of CC-1065, is an antibody conjugate of cytotoxic DNA alkylators for the targeted treatment of cancer.

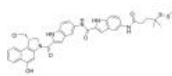


Purity: >98%
Clinical Data: No Development Reported
Size: 1 mg, 5 mg

DC41SMe

Cat. No.: HY-112900

DC41SMe, a DC1 derivative, shows cytotoxicity in Ramos, Namalwa, and HL60/s cells with IC_{50} s ranging from 18-25 pM. DC1, a simplified analogue of CC-1065, is an antibody conjugate of cytotoxic DNA alkylators for the targeted treatment of cancer.

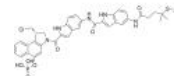


Purity: >98%
Clinical Data: No Development Reported
Size: 1 mg, 5 mg

DC44SMe

Cat. No.: HY-135124

DC44SMe, a phosphate prodrug of cytotoxic DNA alkylator DC44, can be used in the synthesis of Antibody-drug Conjugate (ADC). DC44SMe exhibits IC_{50} s of 2.0 nM, 2.8 nM, and 1.9 nM for Ramos, Namalwa, and HL60/s cancer cells, respectively.

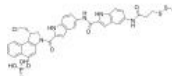


Purity: >98%
Clinical Data: No Development Reported
Size: 1 mg, 5 mg

DC4SMe

Cat. No.: HY-135123

DC4SMe, a phosphate prodrug of cytotoxic DNA alkylator DC4, can be used in the synthesis of Antibody-drug Conjugate (ADC). DC4SMe exhibits IC_{50} s of 1.9 nM, 2.9 nM, and 1.8 nM for Ramos, Namalwa, and HL60/s cancer cells, respectively.

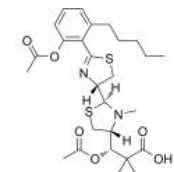


Purity: >98%
Clinical Data: No Development Reported
Size: 1 mg, 5 mg

Diacetyl Agrochelin

Cat. No.: HY-130996

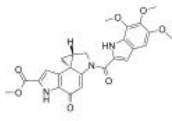
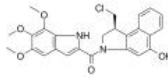
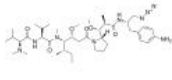
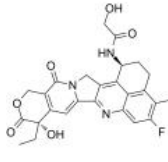
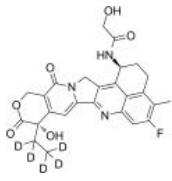
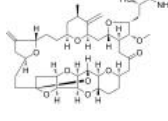
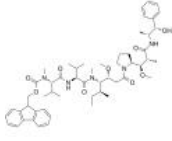
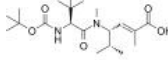
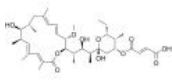
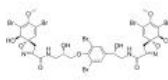
Diacetyl Agrochelin is an acetyl derivative of Agrochelin, which is produced by the fermentation of a marine Agrobacterium sp. Diacetyl Agrochelin has cytotoxic activity in tumor cell lines.

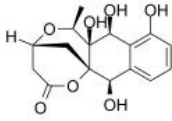
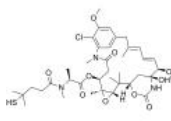
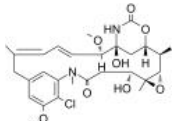
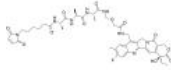
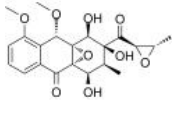
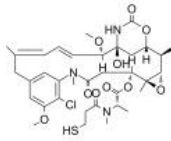
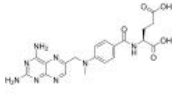
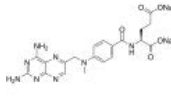
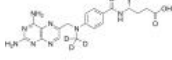
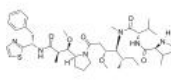


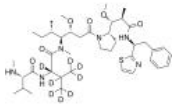
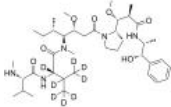
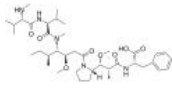
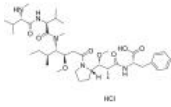
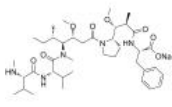
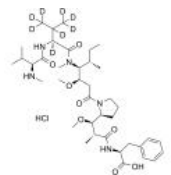
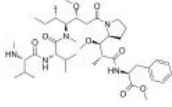
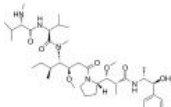
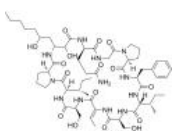
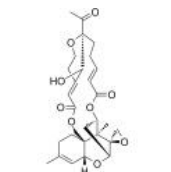
Purity: >98%
Clinical Data: No Development Reported
Size: 5 mg, 10 mg, 25 mg

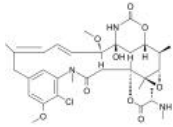
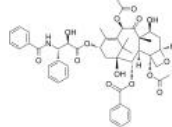
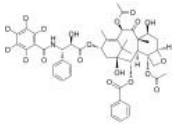
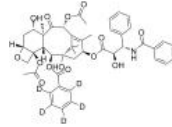
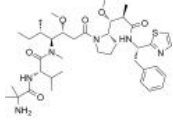
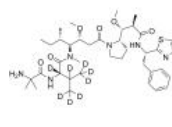

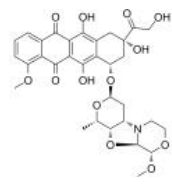
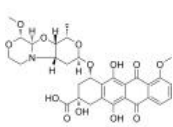
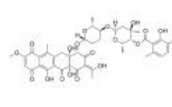
<p>Dimethyl-SGD-1882 (Dimethyl-PBD dimer)</p> <p>Dimethyl-SGD-1882 (Dimethyl-PBD dimer) is a highly potent DNA alkylator, and is used as an antibody-drug conjugate (ADC) cytotoxin. PBD Dimer is a DNA alkylator which inhibits DNA replication.</p> <p>Purity: >98% Clinical Data: No Development Reported Size: 1 mg, 5 mg</p>	<p>DM1-SMe</p> <p>DM1-SMe is an unconjugated form of the Maytansinoid in IMGN901. DM1-SMe is about 3-10-fold more potent than the parent drug Maytansine, with IC₅₀s ranging from 0.003 to 0.01 nM for DM1-SMe in a panel of human tumor cell lines.</p> <p>Purity: >98% Clinical Data: No Development Reported Size: 1 mg, 5 mg</p>
<p>DM3 (Maytansinoid DM3)</p> <p>DM3 (Maytansinoid DM3) is a maytansine analog bearing disulfide or thiol groups and a tubulin inhibitor, and is a cytotoxic moiety of antibody-drug conjugates (ADCs).</p> <p>Purity: >98% Clinical Data: No Development Reported Size: 5 mg, 10 mg</p>	<p>DM3-SMe</p> <p>DM3-SMe is a maytansine derivative and a tubulin inhibitor, and is a cytotoxic moiety of antibody-drug conjugates (ADCs), which can be linked to antibody through disulfide bond or stable thioether bond.</p> <p>Purity: >98% Clinical Data: No Development Reported Size: 100 mg</p>
<p>DM4</p> <p>DM4 is an antitubulin agent that inhibit cell division. DM4 can be used in the preparation of antibody drug conjugate.</p> <p>Purity: 98.80% Clinical Data: No Development Reported Size: 10 mM × 1 mL, 5 mg, 10 mg, 50 mg</p>	<p>DM4-d6</p> <p>DM4-d6 is deuterium labeled DM4. DM4 is an antitubulin agent that inhibit cell division. DM4 can be used in the preparation of antibody drug conjugate.</p> <p>Purity: >98% Clinical Data: No Development Reported Size: 1 mg, 5 mg</p>
<p>DM4-SMe</p> <p>DM4-SMe is a metabolite of antibody-maytansin conjugates (AMCs) and a tubulin inhibitor, and also a cytotoxic moiety of antibody-drug conjugates (ADCs), which can be linked to antibody through disulfide bond or stable thioether bond. DM4-SMe inhibits KB cells with an IC₅₀ of 0.026 nM.</p> <p>Purity: 95.44% Clinical Data: No Development Reported Size: 5 mg, 10 mg, 25 mg, 50 mg</p>	<p>DMEA-PNU-159682</p> <p>DMEA-PNU-159682 (molecule D12) is a ADC cytotoxin molecule including metabolites of nemorubicin (MMDX) from liver microsomes and a potent ADCs cytotoxin PNU-159682.</p> <p>Purity: >98% Clinical Data: No Development Reported Size: 1 mg, 5 mg</p>
<p>Dolastatin 10 (DLS 10; NSC 376128)</p> <p>Dolastatin 10 (DLS 10) is a potent antimitotic peptide that inhibits tubulin polymerization.</p> <p>Purity: 98.63% Clinical Data: Phase 2 Size: 1 mg, 5 mg</p>	<p>Dolastatin 15 (DLS 15)</p> <p>Dolastatin 15 (DLS 15), a depsipeptide derived from Dolabella auricularia, is a potent antimitotic agent structurally related to the antitubulin agent Dolastatin 10. Dolastatin 15 induces cell cycle arrest and apoptosis in multiple myeloma cells.</p> <p>Purity: >98% Clinical Data: No Development Reported Size: 1 mg, 5 mg</p>

<p>Doxorubicin (Hydroxydaunorubicin)</p> <p>Doxorubicin (Hydroxydaunorubicin), a cytotoxic anthracycline antibiotic, is an anti-cancer chemotherapy agent. Doxorubicin inhibits topoisomerase II with an IC_{50} of 2.67 μM, thus stopping DNA replication.</p> <p>Purity: >98% Clinical Data: Launched Size: 5 mg, 10 mg, 25 mg</p>	<p>Doxorubicin hydrochloride (Hydroxydaunorubicin hydrochloride)</p> <p>Doxorubicin (Hydroxydaunorubicin) hydrochloride, a cytotoxic anthracycline antibiotic, is an anti-cancer chemotherapy agent. Doxorubicin hydrochloride is a potent human DNA topoisomerase I and topoisomerase II inhibitor with IC_{50}s of 0.8 μM and 2.67 μM, respectively.</p> <p>Purity: 99.47% Clinical Data: Launched Size: 10 mM \times 1 mL, 50 mg, 100 mg, 200 mg, 500 mg, 1 g</p>
<p>DRF-1042</p> <p>DRF-1042 is an orally active derivative of Camptothecin. DRF-1042 acts to inhibit DNA topoisomerase I. DRF-1042 shows good anticancer activity against a panel of human cancer cell lines including multi-drug resistance (MDR) phenotype.</p> <p>Purity: 98.04% Clinical Data: No Development Reported Size: 10 mM \times 1 mL, 5 mg, 10 mg</p>	<p>Duocarmycin A</p> <p>Duocarmycin A, which is one of well-known antitumor antibiotics, is a DNA alkylator and efficiently alkylates adenine N3 at the 3' end of AT-rich sequences in the DNA.</p> <p>Purity: >98% Clinical Data: No Development Reported Size: 1 mg, 5 mg</p>
<p>Duocarmycin Analog</p> <p>Duocarmycin Analog is an analog of Duocarmycin, and used as an DNA alkylator and ADC cytotoxin.</p> <p>Purity: 95.85% Clinical Data: No Development Reported Size: 1 mg</p>	<p>Duocarmycin DM</p> <p>Duocarmycin DM, a DNA minor-groove alkylator, is an antibody drug conjugates (ADCs) toxin. Duocarmycin DM is based on its characteristic curved indole structure and a spirocyclopropylcyclohexadienone electrophile to act anticancer activity.</p> <p>Purity: >98% Clinical Data: No Development Reported Size: 5 mg, 10 mg, 25 mg, 50 mg, 100 mg</p>
<p>Duocarmycin DM free base</p> <p>Duocarmycin DM free base, a DNA minor-groove alkylator, is an antibody drug conjugates (ADCs) toxin. Duocarmycin DM free base is based on its characteristic curved indole structure and a spirocyclopropylcyclohexadienone electrophile to act anticancer activity.</p> <p>Purity: 98.11% Clinical Data: No Development Reported Size: 5 mg, 10 mg, 25 mg, 50 mg, 100 mg</p>	<p>Duocarmycin GA</p> <p>Duocarmycin GA is an antibody drug conjugates (ADCs) toxin. Duocarmycin is a DNA alkylating agent that binds in the minor groove. Duocarmycin GA can be used against multi-drug resistant cell lines.</p> <p>Purity: >98% Clinical Data: No Development Reported Size: 1 mg, 5 mg</p>
<p>Duocarmycin MA</p> <p>Duocarmycin MA is an antibody drug conjugates (ADCs) toxin. Duocarmycin is a DNA alkylating agent that binds in the minor groove. Duocarmycin MA can be used against multi-drug resistant cell lines.</p> <p>Purity: >98% Clinical Data: No Development Reported Size: 5 mg</p>	<p>Duocarmycin MB</p> <p>Duocarmycin MB is an antibody drug conjugates (ADCs) toxin. Duocarmycin is a DNA alkylating agent that binds in the minor groove. Duocarmycin MB can be used against multi-drug resistant cell lines.</p> <p>Purity: >98% Clinical Data: No Development Reported Size: 50 mg</p>

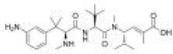
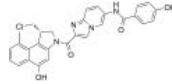
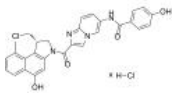
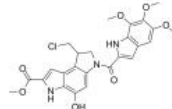
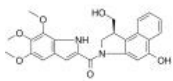
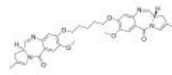

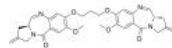
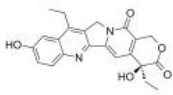
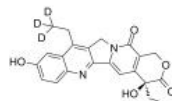
<p>Duocarmycin SA</p> <p>Cat. No.: HY-12456</p> <p>Duocarmycin SA is a potent antitumor antibiotic with an IC_{50} of 10 μM. Duocarmycin SA is an extremely potent cytotoxic agent capable of inducing a sequence-selective alkylation of duplex DNA.</p> <p>Purity: >98% Clinical Data: No Development Reported Size: 1 mg, 5 mg</p> 	<p>Duocarmycin TM</p> <p>Cat. No.: HY-107769</p> <p>Duocarmycin TM is an exceptionally potent antitumor antibiotic. Duocarmycin TM is a DNA alkylator.</p> <p>Purity: 98.87% Clinical Data: No Development Reported Size: 10 mM \times 1 mL, 5 mg, 10 mg, 25 mg, 50 mg, 100 mg</p> 
<p>Duostatin 5</p> <p>Cat. No.: HY-145149</p> <p>Duostatin 5 is a cytotoxin designed based on dolastatin, can meet the requirement of serving as an effective cytotoxin in ADC, but has the advantages of fewer synthesis steps, easy operation, less difficulty in quality control and more stable chemical synthesis process.</p> <p>Purity: >98% Clinical Data: No Development Reported Size: 1 mg, 5 mg</p> 	<p>Dxd (Exatecan derivative for ADC)</p> <p>Cat. No.: HY-13631D</p> <p>Dxd (Exatecan derivative for ADC) is a potent DNA topoisomerase I inhibitor, with an IC_{50} of 0.31 μM, used as a conjugated drug of HER2-targeting ADC (DS-8201a).</p> <p>Purity: >98% Clinical Data: No Development Reported Size: 5 mg, 10 mg, 50 mg, 100 mg</p> 
<p>Dxd-d5 (Exatecan-d5 derivative for ADC)</p> <p>Cat. No.: HY-13631DS</p> <p>Dxd-D5 (Exatecan-D5 derivative for ADC) is a deuterium labeled Dxd. Dxd is a potent DNA topoisomerase I inhibitor, with an IC_{50} of 0.31 μM, used as a conjugated drug of HER2-targeting ADC (DS-8201a).</p> <p>Purity: >98% Clinical Data: No Development Reported Size: 1 mg, 5 mg, 10 mg</p> 	<p>Eribulin (B1939; E7389; ER-086526)</p> <p>Cat. No.: HY-13442</p> <p>Eribulin (E7389) is a microtubule targeting agent that is used for the research of metastatic breast cancer. Eribulin inhibits the proliferation of cancer cells by binding microtubule proteins and microtubules.</p> <p>Purity: 99.80% Clinical Data: Launched Size: 500 μg, 1 mg, 5 mg, 10 mg</p> 
<p>Fmoc-MMAE</p> <p>Cat. No.: HY-78933</p> <p>Fmoc-MMAE is a protective group-conjugated monomethyl auristatin E (MMAE), which is a potent tubulin inhibitor. Fmoc-MMAE can be used in the synthesis of ADC.</p> <p>Purity: 98.83% Clinical Data: No Development Reported Size: 50 mg, 100 mg, 500 mg</p> 	<p>Hemiasterlin derivative-1</p> <p>Cat. No.: HY-145148</p> <p>Hemiasterlin derivative-1 is a hemiasterlin derivative. Hemiasterlin derivative-1 can be used for the synthesis of the Antibody-drug conjugate (ADC).</p> <p>Purity: >98% Clinical Data: No Development Reported Size: 1 mg, 5 mg</p> 
<p>Hygrolidin</p> <p>Cat. No.: HY-133537</p> <p>Hygrolidin is a 16-membered macrolide antibiotic produced by <i>Streptomyces hygroscopicus</i> D-1166. Hygrolidin has anti-fungus activity against <i>Valsa ceratosperma</i>. Hygrolidin induces p21 expression and abrogates cell cycle progression at G1 and S phases. Hygrolidin has antitumor activity.</p> <p>Purity: >98% Clinical Data: No Development Reported Size: 5 mg, 10 mg, 25 mg</p> 	<p>Isofistularin-3</p> <p>Cat. No.: HY-19826</p> <p>Isofistularin-3 is a direct, DNA-competitive DNMT1 inhibitor, with an IC_{50} of 13.5 μM. Isofistularin-3, as a DNA demethylating agent, induces cell cycle arrest and sensitization to TRAIL in cancer cells. Isofistularin-3 can be used as an ADC cytotoxin.</p> <p>Purity: >98% Clinical Data: No Development Reported Size: 1 mg, 5 mg</p> 

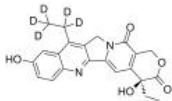
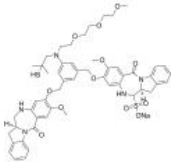
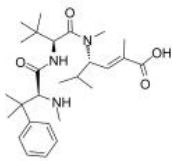
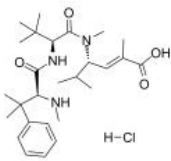
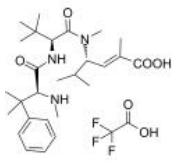
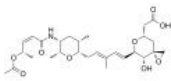
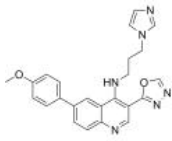
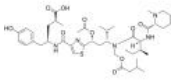
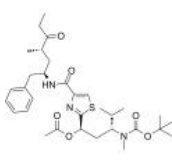
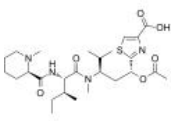
<p>Luisol A</p> <p>Cat. No.: HY-126708</p> <p>Luisol A, an aromatic tetraol, is a major metabolite of an estuarine marine actinomycete of the genus <i>Streptomyces</i>. Luisol A, anthraquinone antibiotic analog, is an ADC Cytotoxin.</p> <p>Purity: >98% Clinical Data: No Development Reported Size: 5 mg, 10 mg, 25 mg</p> 	<p>Maytansinoid DM4</p> <p>Cat. No.: HY-100503</p> <p>Maytansinoid DM4 is a thiol-containing maytansine derivative with highly potent cytotoxicity. Maytansinoid DM4 can be used as a cytotoxic moiety of ADC.</p> <p>Purity: >98% Clinical Data: No Development Reported Size: 1 mg, 5 mg</p> 
<p>Maytansinol (Ansamitocin P-0)</p> <p>Cat. No.: HY-19474</p> <p>Maytansinol inhibits microtubule assembly and induces microtubule disassembly in vitro. Target: Microtubule/Tubulin in vitro: Maytansinol disrupts the mitotic spindle and prevents mitotic exit in <i>Drosophila</i>.</p> <p>Purity: 99.03% Clinical Data: No Development Reported Size: 10 mM × 1 mL, 5 mg, 10 mg, 50 mg</p> 	<p>MC-AAA-NHCH2OCH2COO-7-aminomethyl-10-methyl-11-fluoro camptothecin</p> <p>Cat. No.: HY-132158</p> <p>MC-AAA-NHCH2OCH2COO-7-aminomethyl-10-methyl-11-fluoro camptothecin (compound 21a), a camptothecin payload, can be conjugated to a monoclonal antibody (mAb) for the synthesis of camptothecin antibody-drug conjugate (ADC).</p> <p>Purity: >98% Clinical Data: No Development Reported Size: 1 mg, 5 mg</p> 
<p>Mensacarcin</p> <p>Cat. No.: HY-122534</p> <p>Mensacarcin, a highly complex polyketide, strongly inhibits cell growth universally in cancer cell lines and potently induces apoptosis in melanoma cells.</p> <p>Purity: >98% Clinical Data: No Development Reported Size: 1 mg, 5 mg</p> 	<p>Mertansine (DM1; Maytansinoid DM1)</p> <p>Cat. No.: HY-19792</p> <p>Mertansine (DM1) is a microtubulin inhibitor and is an antibody-conjugatable maytansinoid that is developed to overcome systemic toxicity associated with maytansine and to enhance tumor-specific delivery.</p> <p>Purity: 99.80% Clinical Data: Phase 2 Size: 2 mg, 5 mg, 10 mg, 25 mg, 50 mg, 100 mg</p> 
<p>Methotrexate (Amethopterin; CL14377; WR19039)</p> <p>Cat. No.: HY-14519</p> <p>Methotrexate (Amethopterin), an antimetabolite and antifolate agent, inhibits the enzyme dihydrofolate reductase, thereby preventing the conversion of folic acid into tetrahydrofolate, and inhibiting DNA synthesis.</p> <p>Purity: 99.87% Clinical Data: Launched Size: 10 mM × 1 mL, 100 mg, 500 mg</p> 	<p>Methotrexate disodium (Amethopterin disodium; CL14377 disodium; WR19039 disodium)</p> <p>Cat. No.: HY-14519A</p> <p>Methotrexate (Amethopterin) disodium, an antimetabolite and antifolate agent, inhibits the enzyme dihydrofolate reductase, thereby preventing the conversion of folic acid into tetrahydrofolate, and inhibiting DNA synthesis.</p> <p>Purity: 98.26% Clinical Data: Launched Size: 10 mM × 1 mL, 100 mg, 500 mg</p> 
<p>Methotrexate-d3</p> <p>Cat. No.: HY-14519S</p> <p>Methotrexate-d3 (Amethopterin-d3) is the deuterium labeled Methotrexate.</p> <p>Purity: ≥99.0% Clinical Data: No Development Reported Size: 1 mg</p> 	<p>MMAD (Demethylolastatin 10; Monomethylauristatin D; Monomethyl Dolastatin 10)</p> <p>Cat. No.: HY-15581</p> <p>MMAD is a potent tubulin inhibitor, is a toxin payload in antibody drug conjugates (ADCs).</p> <p>Purity: 99.86% Clinical Data: No Development Reported Size: 5 mg, 10 mg, 50 mg</p> 

<p>MMAD-d8 (Demethylolastatin 10-d8; Monomethylauristatin D-d8; Monomethyl Dolastatin 10-d8) Cat. No.: HY-15581S</p> <p>D8-MMAD is a deuterated form of MMAD, which is a microtubule disrupting agent.</p>  <p>Purity: 99.12% Clinical Data: No Development Reported Size: 1 mg, 5 mg, 10 mg</p>	<p>MMAE-d8 (Monomethyl auristatin E-d8; Deuterated labeled MMAE) Cat. No.: HY-15162A</p> <p>D8-MMAE (D8-Monomethyl auristatin E) is a deuterated labeled MMAE, a potent mitotic inhibitor and a tubulin inhibitor.</p>  <p>Purity: 99.29% Clinical Data: No Development Reported Size: 5 mg (1 mg x 5), 10 mg (1 mg x 10), 1 mg</p>
<p>MMAF (Monomethylauristatin F) Cat. No.: HY-15579</p> <p>MMAF (Monomethylauristatin F) is a potent tubulin polymerization inhibitor and is used as an antitumor agent. MMAF (Monomethylauristatin F) is widely used as a cytotoxic component of antibody-drug conjugates (ADCs) such as vorsetuzumab mafodotin and SGN-CD19A.</p>  <p>Purity: >98% Clinical Data: No Development Reported Size: 5 mg, 10 mg, 25 mg, 50 mg, 100 mg</p>	<p>MMAF hydrochloride (Monomethylauristatin F hydrochloride) Cat. No.: HY-15579A</p> <p>MMAF (Monomethylauristatin F) hydrochloride is a potent tubulin polymerization inhibitor and is used as an antitumor agent. MMAF hydrochloride is widely used as a cytotoxic component of antibody-drug conjugates (ADCs) such as Vorsetuzumab mafodotin and SGN-CD19A.</p>  <p>Purity: 99.52% Clinical Data: No Development Reported Size: 5 mg, 10 mg, 25 mg, 50 mg, 100 mg</p>
<p>MMAF sodium (Monomethylauristatin F sodium) Cat. No.: HY-15579B</p> <p>MMAF sodium (Monomethylauristatin F sodium) is a potent tubulin polymerization inhibitor and is used as an antitumor agent.</p>  <p>Purity: >98% Clinical Data: No Development Reported Size: 5 mg, 10 mg, 25 mg, 50 mg, 100 mg</p>	<p>MMAF-d8 hydrochloride Cat. No.: HY-15579AS</p> <p>D8-MMAF hydrochloride is a deuterated form of MMAF hydrochloride, which is a microtubule disrupting agent.</p>  <p>Purity: 98.97% Clinical Data: No Development Reported Size: 1 mg, 5 mg, 10 mg</p>
<p>MMAF-OME (Monomethyl auristatin F methyl ester) Cat. No.: HY-79256</p> <p>MMAF-Ome, an antitubulin agent, is also an ADC cytotoxin. MMAF-Ome inhibits several tumor cell lines with IC_{50}s of 0.056 nM, 0.166 nM, 0.183 nM, and 0.449 nM for MDAMB435/5T4, MDAMB361DYT2, MDAMB468, and Raji (5T4-) cell lines, respectively.</p>  <p>Purity: 96.68% Clinical Data: No Development Reported Size: 2 mg, 5 mg, 10 mg</p>	<p>Monomethyl auristatin E (MMAE; SGD-1010; Vedotin) Cat. No.: HY-15162</p> <p>Monomethyl auristatin E (MMAE; SGD-1010) is a synthetic derivative of dolastatin 10 and functions as a potent mitotic inhibitor by inhibiting tubulin polymerization.</p>  <p>Purity: 99.92% Clinical Data: Phase 2 Size: 5 mg, 10 mg, 50 mg, 100 mg, 500 mg, 1 g</p>
<p>Muscotoxin A Cat. No.: HY-131058</p> <p>Muscotoxin A is an ADC cytotoxin. Muscotoxin A is a cytotoxic lipopeptide that permeabilizes mammalian cell membranes and induces necrotic cell death.</p>  <p>Purity: >98% Clinical Data: No Development Reported Size: 1 mg, 5 mg</p>	<p>Mytoxin B Cat. No.: HY-131055</p> <p>Mytoxin B is an ADC cytotoxin. Mytoxin B is a satratoxin-type trichothecene macrolide and is similar to the effect of LY294002 (HY-10108). Mytoxin B induces cell apoptosis via PI3K/Akt pathway.</p>  <p>Purity: >98% Clinical Data: No Development Reported Size: 1 mg, 5 mg</p>

<p>N-Me-L-Ala-maytansinol</p> <p>Cat. No.: HY-126663</p>	<p>Paclitaxel</p> <p>Cat. No.: HY-B0015</p>
<p>N-Me-L-Ala-maytansinol is a hydrophobic, cell permeable payload used for making antibody-drug conjugate (ADC).</p>  <p>Purity: >98%</p> <p>Clinical Data: No Development Reported</p> <p>Size: 1 mg, 5 mg</p>	<p>Paclitaxel is a naturally occurring antineoplastic agent and stabilizes tubulin polymerization. Paclitaxel can cause both mitotic arrest and apoptotic cell death. Paclitaxel also induces autophagy.</p>  <p>Purity: 99.97%</p> <p>Clinical Data: Launched</p> <p>Size: 10 mM × 1 mL, 50 mg, 100 mg, 500 mg</p>
<p>Paclitaxel-d5</p> <p>Cat. No.: HY-B0015S</p>	<p>Paclitaxel-d5 (benzoyloxy)</p> <p>Cat. No.: HY-B0015S1</p>
<p>Paclitaxel-d5 is a deuterium-labeled Paclitaxel. Paclitaxel is a naturally occurring antineoplastic agent and stabilizes tubulin polymerization.</p>  <p>Purity: >98%</p> <p>Clinical Data: No Development Reported</p> <p>Size: 1 mg, 5 mg</p>	<p>Paclitaxel-d5 benzoyloxy is the deuterium labeled Paclitaxel. Paclitaxel is a naturally occurring antineoplastic agent and stabilizes tubulin polymerization. Paclitaxel can cause both mitotic arrest and apoptotic cell death. Paclitaxel also induces autophagy.</p>  <p>Purity: >98%</p> <p>Clinical Data: No Development Reported</p> <p>Size: 1 mg, 5 mg</p>
<p>PF-06380101 (Aur0101; Auristatin-0101)</p> <p>Cat. No.: HY-12522</p>	<p>PF-06380101-d8 (Aur0101-d8; Auristatin-0101-d8)</p> <p>Cat. No.: HY-12522S</p>
<p>PF-06380101 (Aur0101), an auristatin microtubule inhibitor, is a cytotoxic Dolastatin 10 analogue.</p>  <p>Purity: 99.47%</p> <p>Clinical Data: No Development Reported</p> <p>Size: 10 mM × 1 mL, 5 mg, 10 mg, 25 mg, 50 mg, 100 mg</p>	<p>PF-06380101 D8 (Aur0101 D8) is a deuterium labeled PF-06380101. PF-06380101, an Auristatin microtubule inhibitor, is a cytotoxic Dolastatin 10 analogue.</p>  <p>Purity: 99.17%</p> <p>Clinical Data: No Development Reported</p> <p>Size: 5 mg, 10 mg, 25 mg</p>
<p>Piericidin A (AR-054)</p> <p>Cat. No.: HY-114936</p>	<p>PNU-159682</p> <p>Cat. No.: HY-16700</p>
<p>Piericidin A (AR-054) is a natural mitochondrial NADH-ubiquinone oxidoreductase (complex I) inhibitor. Piericidin A is a potent neurotoxin and inhibits mitochondrial respiration by disrupting the electron transport system through its action on NADH-ubiquinone reductase.</p>  <p>Purity: ≥99.0%</p> <p>Clinical Data: No Development Reported</p> <p>Size: 1 mg (12.03 mM * 200 µL in Ethanol),</p>	<p>PNU-159682, a metabolite of the anthracycline Nemorubicin, is a highly potent DNA topoisomerase II inhibitor with excellent cytotoxicity. PNU-159682 acts as a more potent and tolerated ADC cytotoxin than Doxorubicin for ADC synthesis.</p>  <p>Purity: 97.24%</p> <p>Clinical Data: No Development Reported</p> <p>Size: 5 mg, 10 mg, 50 mg</p>
<p>PNU-159682 carboxylic acid</p> <p>Cat. No.: HY-126666</p>	<p>Polyketomycin</p> <p>Cat. No.: HY-106338</p>
<p>PNU-159682 carboxylic acid (compound 53) is a potent ADCs cytotoxin and encodes a member of the C-type lectin/C-type lectin-like domain (CTL/CTLD) superfamily.</p>  <p>Purity: >98%</p> <p>Clinical Data: No Development Reported</p> <p>Size: 1 mg, 5 mg</p>	<p>Polyketomycin is a tetracyclic quinone glycoside antibiotic isolated from Streptomyces sp. or Streptomyces diastatochromogenes. Polyketomycin inhibits growth of Gram-positive bacteria, and its MIC values is less than 0.2 µg/mL.</p>  <p>Purity: >98%</p> <p>Clinical Data: No Development Reported</p> <p>Size: 5 mg, 10 mg, 25 mg</p>

<p>PROTAC BRD4 Degrader-10</p> <p>Cat. No.: HY-138633</p>	<p>PROTAC BRD4 Degrader-11</p> <p>Cat. No.: HY-138634</p>
<p>PROTAC BRD4 Degrader-10 (compound 8b) is a PROTAC connected by ligands for von Hippel-Lindau and BRD4. PROTAC BRD4 Degrader-10 can be conjugated with STEAP1 and CLL1 antibodies to degrade the BRD4 protein in PC3 prostate cancer cells, with a DC_{50} of 1.3 nM and 18 nM, respectively.</p> <p>Purity: >98%</p> <p>Clinical Data: No Development Reported</p> <p>Size: 1 mg, 5 mg</p>	<p>PROTAC BRD4 Degrader-11 (compound 9a) is a PROTAC connected by ligands for von Hippel-Lindau and BRD4. PROTAC BRD4 Degrader-11 can be conjugated with STEAP1 and CLL1 antibodies to degrade the BRD4 protein in PC3 prostate cancer cells, with a DC_{50} of 0.23 nM and 0.38 nM, respectively.</p> <p>Purity: >98%</p> <p>Clinical Data: No Development Reported</p> <p>Size: 1 mg, 5 mg</p>
<p>PROTAC BRD4 Degrader-12</p> <p>Cat. No.: HY-138635</p>	<p>PROTAC BRD4 Degrader-13</p> <p>Cat. No.: HY-138636</p>
<p>PROTAC BRD4 Degrader-12 (compound 9c) is a PROTAC connected by ligands for von Hippel-Lindau and BRD4. PROTAC BRD4 Degrader-12 can be conjugated with STEAP1 and CLL1 antibodies to degrade the BRD4 protein in PC3 prostate cancer cells, with a DC_{50} of 0.39 nM and 0.24 nM, respectively.</p> <p>Purity: >98%</p> <p>Clinical Data: No Development Reported</p> <p>Size: 1 mg, 5 mg</p>	<p>PROTAC BRD4 Degrader-13 (compound 9d) is a PROTAC connected by ligands for von Hippel-Lindau and BRD4. PROTAC BRD4 Degrader-13 can be conjugated with STEAP1 and CLL1 antibodies to degrade the BRD4 protein in PC3 prostate cancer cells, with a DC_{50} of 0.025 nM and 6.0 nM, respectively.</p> <p>Purity: >98%</p> <p>Clinical Data: No Development Reported</p> <p>Size: 1 mg, 5 mg</p>
<p>PROTAC BRD4 Degrader-5-CO-PEG3-N3</p> <p>Cat. No.: HY-133736</p>	<p>PROTAC BRD4 Degrader-9</p> <p>Cat. No.: HY-138632</p>
<p>PROTAC BRD4 Degrader-5-CO-PEG3-N3 (Compound 2) is a PROTAC-linker Conjugate for PAC, comprises the BRD4 degrader GNE-987 and PEG-based linker.</p> <p>Purity: 99.54%</p> <p>Clinical Data: No Development Reported</p> <p>Size: 10 mg</p>	<p>PROTAC BRD4 Degrader-9 (compound 8a) is a PROTAC connected by ligands for von Hippel-Lindau and BRD4. PROTAC BRD4 Degrader-9 can be conjugated with STEAP1 and CLL1 antibodies to degrade the BRD4 protein in PC3 prostate cancer cells, with a DC_{50} of 0.86 nM and 7.6 nM, respectively.</p> <p>Purity: 98.23%</p> <p>Clinical Data: No Development Reported</p> <p>Size: 5 mg, 10 mg</p>
<p>Py-MPB-amino-C3-PBD</p> <p>Cat. No.: HY-135901</p>	<p>Rebeccamycin</p> <p>Cat. No.: HY-19825</p>
<p>Py-MPB-amino-C3-PBD is a cytotoxic agent comprised non-alkylating group. Py-MPB-amino-C3-PBD acts as the payload for ADCs. Antimicrobial activity.</p> <p>Purity: >98%</p> <p>Clinical Data: No Development Reported</p> <p>Size: 1 mg, 5 mg</p>	<p>Rebeccamycin, an antitumor antibiotic, inhibits DNA topoisomerase I. Rebeccamycin appears to exert its primary antineoplastic effect by poisoning topoisomerase I and has negligible effect on protein kinase C and topoisomerase II.</p> <p>Purity: >98%</p> <p>Clinical Data: No Development Reported</p> <p>Size: 5 mg, 10 mg, 25 mg</p>
<p>S-methyl DM1</p> <p>Cat. No.: HY-100504</p>	<p>Sandramycin</p> <p>Cat. No.: HY-19829</p>
<p>S-methyl DM1 is a thiomethyl derivative of Maytansine. S-methyl DM1 binds to tubulin with a K_d of 0.93 μM and inhibits microtubule polymerization. S-methyl DM1 potently suppresses microtubule dynamic instability and has anticancer effects.</p> <p>Purity: >98%</p> <p>Clinical Data: No Development Reported</p> <p>Size: 500 μg, 1 mg</p>	<p>Sandramycin is a cyclic depsipeptide antibiotic isolated from cultured broth of a Nocardioideis sp. Sandramycin is also a DNA intercalator that potently binds DNA and is an ADC cytotoxin. Sandramycin is active against Gram-positive bacteria and has potent antitumor activity.</p> <p>Purity: >98%</p> <p>Clinical Data: No Development Reported</p> <p>Size: 1 mg</p>

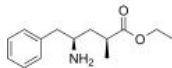
<p>SC209</p> <p>Cat. No.: HY-144880</p>	<p>Seco-DUBA</p> <p>Cat. No.: HY-132180A</p>
<p>SC209, an ADC cytotoxin extracted from patent WO2021247798, is used in synthesis of anti-EGFR antibody-drug conjugate ADC. SC209 is a metabolite of STRO-002.</p>  <p>Purity: >98% Clinical Data: No Development Reported Size: 1 mg, 5 mg</p>	<p>Seco-DUBA is a duocarmycin (DUBA) prodrug containing two hydroxyl groups, which can each be used for coupling to an antibody via a linker. Seco-DUBA can be used in the synthesis of antibody-drug conjugates (ADCs).</p>  <p>Purity: 95.81% Clinical Data: No Development Reported Size: 1 mg, 5 mg, 10 mg</p>
<p>Seco-DUBA hydrochloride</p> <p>Cat. No.: HY-132180</p>	<p>Seco-Duocarmycin SA</p> <p>Cat. No.: HY-129356</p>
<p>Seco-DUBA hydrochloride is a toxin for ADC drug SYD985.</p>  <p>Purity: >98% Clinical Data: No Development Reported Size: 1 mg, 5 mg</p>	<p>Seco-Duocarmycin SA is a DNA alkylator, and is used as an ADC cytotoxin.</p>  <p>Purity: >98% Clinical Data: No Development Reported Size: 25 mg, 50 mg</p>
<p>Seco-Duocarmycin TM</p> <p>Cat. No.: HY-130083</p>	<p>SG3199</p> <p>Cat. No.: HY-101161</p>
<p>Seco-Duocarmycin TM is a DNA alkylator agent belonging to Duocarmycins family that inhibits DNA synthesis. Seco-Duocarmycin TM is a cytotoxic agent, used as the cytotoxic component in antibody-drug conjugates (ADC) ^{</sup>.}</p>  <p>Purity: >98% Clinical Data: No Development Reported Size: 25 mg, 100 mg</p>	<p>SG3199 is a cytotoxic DNA minor groove interstrand crosslinking pyrrolobenzodiazepine (PBD) dimer. SG3199 is the released warhead component of the ADC payload Tesirine (SG3249).</p>  <p>Purity: 98.94% Clinical Data: No Development Reported Size: 1 mg, 5 mg, 10 mg</p>
<p>SGD-1882 (PBD dimer)</p> <p>Cat. No.: HY-101127</p>	<p>SJG-136 (NSC-694501)</p> <p>Cat. No.: HY-14573</p>
<p>SGD-1882 is a cytotoxic, DNA minor-groove crosslinking agent pyrrolobenzodiazepine (PBD) dimer, acting as the payload for ADCs.</p>  <p>Purity: 98.45% Clinical Data: No Development Reported Size: 1 mg, 5 mg</p>	<p>SJG-136 is a DNA cross-linking agent, with an XL_{50} of 45 nM for pBR322 DNA. SJG-136 has potent antitumor activity.</p>  <p>Purity: ≥98.0% Clinical Data: Phase 2 Size: 10 mM × 1 mL, 1 mg, 5 mg, 10 mg, 25 mg, 50 mg</p>
<p>SN-38 (NK012)</p> <p>Cat. No.: HY-13704</p>	<p>SN-38-d3 (NK012-d3)</p> <p>Cat. No.: HY-13704S</p>
<p>SN-38 (NK012) is an active metabolite of the Topoisomerase I inhibitor Irinotecan. SN-38 (NK012) inhibits DNA and RNA synthesis with IC_{50}s of 0.077 and 1.3 μM, respectively.</p>  <p>Purity: 99.80% Clinical Data: Phase 2 Size: 10 mM × 1 mL, 50 mg, 100 mg, 200 mg, 500 mg</p>	<p>SN-38-d3 is the deuterium labeled SN-38. SN-38 (NK012) is an active metabolite of the Topoisomerase I inhibitor Irinotecan. SN-38 (NK012) inhibits DNA and RNA synthesis with IC_{50}s of 0.077 and 1.3 μM, respectively.</p>  <p>Purity: >98% Clinical Data: No Development Reported Size: 1 mg</p>

<p>SN-38-d5 (NK012-d5)</p> <p>Cat. No.: HY-13704S1</p> <p>SN-38-d5 is deuterium labeled SN-38. SN-38 (NK012) is an active metabolite of the Topoisomerase I inhibitor Irinotecan. SN-38 (NK012) inhibits DNA and RNA synthesis with IC50s of 0.077 and 1.3 μM, respectively.</p> <p>Purity: >98% Clinical Data: No Development Reported Size: 1 mg, 5 mg</p> 	<p>sulfo-DGN462 sodium</p> <p>Cat. No.: HY-101150A</p> <p>sulfo-DGN462 sodium is degraded to DGN462 in culture medium and plasma. DGN462, a potent DNA-alkylating agent, shows anti-tumor activity, such as acute myeloid leukemia (AML).</p> <p>Purity: >98% Clinical Data: No Development Reported Size: 1 mg, 5 mg</p> 
<p>Taltobulin (HTI-286; SPA-110)</p> <p>Cat. No.: HY-15584</p> <p>Taltobulin (HTI-286), a synthetic analogue of the tripeptide hemisterlin, is a potent antimicrotubule agent that circumvents P-glycoprotein-mediated resistance in vitro and in vivo.</p> <p>Purity: 99.90% Clinical Data: No Development Reported Size: 10 mM \times 1 mL, 5 mg, 10 mg, 50 mg</p> 	<p>Taltobulin hydrochloride (HTI-286 hydrochloride; SPA-110 hydrochloride)</p> <p>Cat. No.: HY-15584B</p> <p>Taltobulin hydrochloride (HTI-286 hydrochloride), a synthetic analogue of the tripeptide hemisterlin, is a potent antimicrotubule agent that circumvents P-glycoprotein-mediated resistance in vitro and in vivo.</p> <p>Purity: 98.34% Clinical Data: No Development Reported Size: 10 mM \times 1 mL, 5 mg, 10 mg, 50 mg</p> 
<p>Taltobulin trifluoroacetate (HTI-286 trifluoroacetate; SPA-110 trifluoroacetate)</p> <p>Cat. No.: HY-15584A</p> <p>Taltobulin trifluoroacetate (HTI-286 trifluoroacetate), a synthetic analogue of the tripeptide hemisterlin, is a potent antimicrotubule agent that circumvents P-glycoprotein-mediated resistance in vitro and in vivo.</p> <p>Purity: 99.96% Clinical Data: No Development Reported Size: 10 mM \times 1 mL, 5 mg, 10 mg</p> 	<p>Thailanstatin A</p> <p>Cat. No.: HY-129589</p> <p>Thailanstatin A is an ultra-potent inhibitor of eukaryotic RNA splicing (IC₅₀=650 nM).</p> <p>Purity: 98.00% Clinical Data: No Development Reported Size: 1 mg, 5 mg</p> 
<p>Top1 inhibitor 1</p> <p>Cat. No.: HY-126142</p> <p>Top1 inhibitor 1 (compound 28) is a potent human topoisomerase I (Top1) inhibitor with an IC₅₀ value of 29 nM.</p> <p>Purity: >98% Clinical Data: No Development Reported Size: 1 mg, 5 mg</p> 	<p>Tubulysin A (TubA)</p> <p>Cat. No.: HY-15995</p> <p>Tubulysin A(TubA) is a myxobacterial product that can function as an antiangiogenic agent in many in vitro assays; anti-microtubule, anti-mitotic, an apoptosis inducer, anticancer, anti-angiogenic, and antiproliferative.</p> <p>Purity: >98% Clinical Data: No Development Reported Size: 1 mg, 5 mg</p> 
<p>Tubulysin IM-1</p> <p>Cat. No.: HY-130958</p> <p>Tubulysin IM-1 is an ADC Cytotoxin and tubulin binder used as anti-microtubule toxins.</p> <p>Purity: >98% Clinical Data: No Development Reported Size: 1 mg, 5 mg</p> 	<p>Tubulysin IM-2</p> <p>Cat. No.: HY-130959</p> <p>Tubulysin IM-2 is an ADC Cytotoxin and tubulin binder used as anti-microtubule toxins.</p> <p>Purity: >98% Clinical Data: No Development Reported Size: 1 mg, 5 mg</p> 

Tubulysin IM-3

Cat. No.: HY-130960

Tubulysin IM-3 is an **ADC Cytotoxin** and tubulin binder used as **anti-microtubule toxins**.



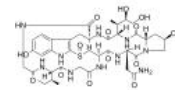
Purity: >98%
Clinical Data: No Development Reported
Size: 1 mg, 5 mg

α -Amanitin

(α -Amatoxin)

Cat. No.: HY-19610

α -Amanitin is the principal toxin of several deadly poisonous mushrooms, exerting its toxic function by inhibiting **RNA-polymerase II**.

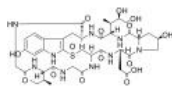


Purity: 99.79%
Clinical Data: No Development Reported
Size: 100 μ g, 500 μ g, 1 mg, 2 mg, 5 mg

β -Amanitin

Cat. No.: HY-125586

β -Amanitin is a cyclic peptide toxin in the poisonous *Amanita phalloides* mushroom. β -Amanitin inhibits eukaryotic **RNA polymerase II and III**. β -Amanitin inhibits protein synthesis. β -Amanitin can be used as a cytotoxic component of antibody-drug conjugates (ADCs).

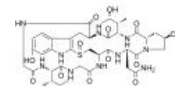


Purity: \geq 90.0%
Clinical Data: No Development Reported
Size: 1 mg

γ -Amanitin

Cat. No.: HY-131081

γ -Amanitin an **ADC cytotoxin** and isolated from the mushroom. γ -Amanitin inhibits **RNA polymerase II** and disrupts synthesis of mRNA. γ -Amanitin shows similar effects to α -Amanitin and β -Amanitin.

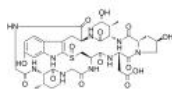


Purity: >98%
Clinical Data: No Development Reported
Size: 1 mg, 5 mg, 10 mg, 25 mg, 50 mg

ϵ -Amanitin

Cat. No.: HY-131083

ϵ -Amanitin, a cyclic peptide isolated from a variety of mushroom species, potently binds to and inhibits the activity of **RNA polymerase II**.



Purity: >98%
Clinical Data: No Development Reported
Size: 1 mg, 5 mg, 10 mg



www.MedChemExpress.com

Inhibitors, Screening Libraries, Proteins

ADC Linkers

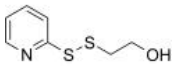


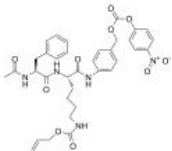
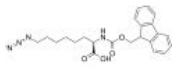
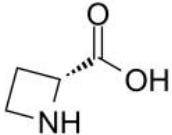
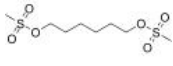
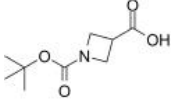
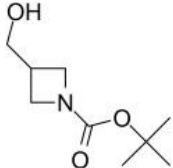
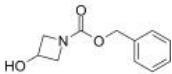
Antibody-drug conjugates linkers

Antibody-drug conjugates (ADCs) consist of a desirable monoclonal antibody, an active cytotoxic drug and an appropriate linker. An appropriate linker between the antibody and the cytotoxic drug provides a specific bridge, and thus helps the antibody to selectively deliver the cytotoxic drug to tumor cells and accurately releases the cytotoxic drug at tumor sites. In addition to conjugation, the linkers maintain ADCs' stability during the preparation and storage stages of the ADCs and during the systemic circulation period.

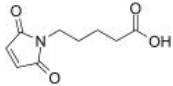

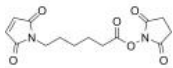
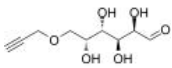
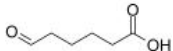
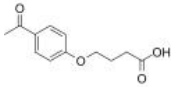
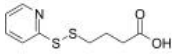



The ADCs currently undergoing clinical evaluation contain linkers are mostly classified into two categories: cleavable and noncleavable. Cleavable linkers rely on processes inside the cell to liberate the toxin, such as reduction in the cytoplasm, exposure to acidic conditions in the lysosome, or cleavage by specific proteases within the cell. Noncleavable linkers require proteolytic degradation of the antibody portion of the ADC for release of the cytotoxic molecule, which will retain the linker and the amino acid by which it was attached to the antibody.

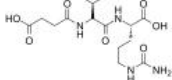
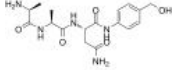
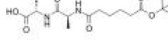
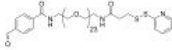
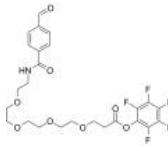
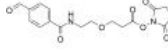
The selection of linker is target dependent, based on the knowledge of the internalization and degradation of the antibody-target antigen complex, and a preclinical in vitro and in vivo activity comparison of conjugates. Moreover, the choice of a linker is also influenced by which cytotoxin is used, as each molecule has different chemical constraints, and frequently the drug structure lends itself to a specific linker.

ADC Linkers Chemicals

<p>(2-pyridyldithio)-PEG1-hydrazine</p> <p>Cat. No.: HY-136135</p> <p>(2-pyridyldithio)-PEG1-hydrazine is a cleavable 1 unit PEG ADC linker used in the synthesis of antibody-drug conjugates (ADCs).</p>  <p>Purity: >98% Clinical Data: Size: 50 mg, 100 mg</p>	<p>(2-pyridyldithio)-PEG4 acid</p> <p>Cat. No.: HY-135964</p> <p>(2-pyridyldithio)-PEG4 acid is a cleavable 4 unit PEG ADC linker used in the synthesis of antibody-drug conjugates (ADCs).</p>  <p>Purity: >98% Clinical Data: No Development Reported Size: 1 mg, 5 mg</p>
<p>(2-Pyridyldithio)-PEG6 acid</p> <p>Cat. No.: HY-132086</p> <p>2-Pyridyldithio-PEG6 acid is a cleavable 6 unit PEG ADC linker used in the synthesis of antibody-drug conjugates (ADCs).</p>  <p>Purity: >98% Clinical Data: No Development Reported Size: 1 mg, 5 mg</p>	<p>(Ac)Phe-Lys(Alloc)-PABC-PNP</p> <p>Cat. No.: HY-20560</p> <p>(Ac)Phe-Lys(Alloc)-PABC-PNP is a useful cleavable chemical linker in antibody drug conjugates.</p>  <p>Purity: >98% Clinical Data: No Development Reported Size: 1 mg, 5 mg</p>
<p>(R)-8-Azido-2-(Fmoc-amino)octanoic acid</p> <p>Cat. No.: HY-131082</p> <p>(R)-8-Azido-2-(Fmoc-amino)octanoic acid is a non-cleavable ADC linker used in the synthesis of antibody-drug conjugates (ADCs).</p>  <p>Purity: >98% Clinical Data: No Development Reported Size: 1 mg, 5 mg</p>	<p>(R)-Azetidine-2-carboxylic acid</p> <p>Cat. No.: HY-W017755</p> <p>(R)-Azetidine-2-carboxylic acid is a non-cleavable ADC linker used in the synthesis of antibody-drug conjugates (ADCs). (R)-Azetidine-2-carboxylic acid is also a alkyl chain-based PROTAC linker that can be.</p>  <p>Purity: >98% Clinical Data: No Development Reported Size: 100 mg</p>
<p>1,6-Bis(mesyloxy)hexane</p> <p>Cat. No.: HY-138327</p> <p>16-Bismesyloxyhexane is a cleavable ADC linker used in the synthesis of antibody-drug conjugates (ADCs).</p>  <p>Purity: >98% Clinical Data: No Development Reported Size: 1 mg, 5 mg</p>	<p>1-Boc-azetidine-3-carboxylic acid</p> <p>Cat. No.: HY-40141</p> <p>1-Boc-azetidine-3-carboxylic acid is a non-cleavable ADC linker used in the synthesis of antibody-drug conjugates (ADCs). 1-Boc-azetidine-3-carboxylic acid is also a alkyl chain-based PROTAC linker that can be used in the synthesis of PROTACs^{2/sup}.</p>  <p>Purity: >98% Clinical Data: No Development Reported Size: 500 mg, 1 g</p>
<p>1-Boc-azetidine-3-yl-methanol</p> <p>Cat. No.: HY-40152</p> <p>1-Boc-azetidine-3-yl-methanol is a non-cleavable ADC linker used in the synthesis of antibody-drug conjugates (ADCs). 1-Boc-azetidine-3-yl-methanol is also a alkyl chain-based PROTAC linker that can be used in the synthesis of PROTACs^{2/sup}.</p>  <p>Purity: >98% Clinical Data: No Development Reported Size: 500 mg, 1 g</p>	<p>1-Cbz-3-Hydroxyazetidine</p> <p>Cat. No.: HY-77475</p> <p>1-Cbz-3-Hydroxyazetidine is a non-cleavable ADC linker used in the synthesis of antibody-drug conjugates (ADCs). 1-Cbz-3-Hydroxyazetidine is also a alkyl chain-based PROTAC linker that can be used in the synthesis of PROTACs.</p>  <p>Purity: >98% Clinical Data: No Development Reported Size: 1 g, 5 g</p>

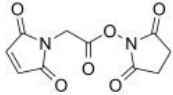
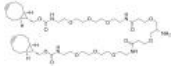
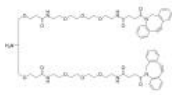


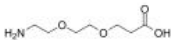
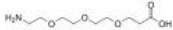

<p>1-Cbz-azetidine-3-carboxylic acid</p> <p>Cat. No.: HY-W004868</p>	<p>1-N-Boc-3-hydroxyazetidine</p> <p>Cat. No.: HY-40142</p>
<p>1-Cbz-azetidine-3-carboxylic acid is a non-cleavable ADC linker used in the synthesis of antibody-drug conjugates (ADCs). 1-Cbz-azetidine-3-carboxylic acid is also a alkyl chain-based PROTAC linker that can be used in the synthesis of PROTACs^{+/sup}.</p> <p>Purity: >98%</p> <p>Clinical Data: No Development Reported</p> <p>Size: 500 mg</p>	<p>1-N-Boc-3-hydroxyazetidine is a non-cleavable ADC linker used in the synthesis of antibody-drug conjugates (ADCs). 1-N-Boc-3-hydroxyazetidine is also a alkyl chain-based PROTAC linker that can be used in the synthesis of PROTACs.</p> <p>Purity: >98%</p> <p>Clinical Data: No Development Reported</p> <p>Size: 500 mg, 1 g</p>
<p>2-Aminoethyl-mono-amide-DOTA-tris(tBu ester)</p> <p>Cat. No.: HY-100138</p>	<p>2-Hydroxyethyl disulfide mono-tosylate</p> <p>Cat. No.: HY-140125</p>
<p>2-Aminoethyl-mono-amide-DOTA-tris(tBu ester) is a macrocycle DOTA derivative for tumor pretargeting.</p> <p>Purity: ≥98.0%</p> <p>Clinical Data: No Development Reported</p> <p>Size: 10 mg, 25 mg, 50 mg, 100 mg</p>	<p>2-Hydroxyethyl disulfide mono-tosylate is a cleavable ADC linker used in the synthesis of antibody-drug conjugates (ADCs).</p> <p>Purity: >98%</p> <p>Clinical Data: No Development Reported</p> <p>Size: 1 mg, 5 mg</p>
<p>20-(tert-Butoxy)-20-oxoicosanoic acid</p> <p>Cat. No.: HY-W034597</p>	<p>22-(tert-Butoxy)-22-oxodocosanoic acid</p> <p>Cat. No.: HY-W046348</p>
<p>20-(tert-Butoxy)-20-oxoicosanoic acid is a non-cleavable ADC linker used in the synthesis of antibody-drug conjugates (ADCs). 20-(tert-Butoxy)-20-oxoicosanoic acid is also a alkyl chain-based PROTAC linker that can be used in the synthesis of PROTACs <su.</p> <p>Purity: >98%</p> <p>Clinical Data: No Development Reported</p> <p>Size: 100 mg, 250 mg, 500 mg</p>	<p>22-(tert-Butoxy)-22-oxodocosanoic acid is a non-cleavable ADC linker used in the synthesis of antibody-drug conjugates (ADCs). 22-(tert-Butoxy)-22-oxodocosanoic acid is also a alkyl chain-based PROTAC linker that can be used in t.</p> <p>Purity: ≥97.0%</p> <p>Clinical Data: No Development Reported</p> <p>Size: 100 mg, 250 mg</p>
<p>4-Methyl-4-(methylidisulfanyl)pentanoic acid</p> <p>Cat. No.: HY-133408</p>	<p>4-Methyl-4-(pyridin-2-ylidisulfanyl)pentanoic acid</p> <p>Cat. No.: HY-133409</p>
<p>4-Methyl-4-(methylidisulfanyl)pentanoic acid is a cleavable ADC linker used in the synthesis of antibody-drug conjugates (ADCs).</p> <p>Purity: >98%</p> <p>Clinical Data: No Development Reported</p> <p>Size: 1 mg, 5 mg</p>	<p>4-Methyl-4-(pyridin-2-ylidisulfanyl)pentanoic acid is a cleavable ADC linker used in the synthesis of antibody-drug conjugates (ADCs).</p> <p>Purity: >98%</p> <p>Clinical Data: No Development Reported</p> <p>Size: 1 mg, 5 mg</p>
<p>4-N3Pfp-NHS ester</p> <p>Cat. No.: HY-126525</p>	<p>4-Succinimidyl-oxycarbonyl-α-(2-pyridyldithio)toluene</p> <p>Cat. No.: HY-133538</p>
<p>4-N3Pfp-NHS ester is a noncleavable ADC linker used in the synthesis of antibody-drug conjugates (ADCs).</p> <p>Purity: >98%</p> <p>Clinical Data: No Development Reported</p> <p>Size: 1 mg, 5 mg</p>	<p>4-Succinimidyl-oxycarbonyl-α-(2-pyridyldithio)toluene is a non-cleavable ADC linker used in the synthesis of antibody-drug conjugates (ADCs).</p> <p>Purity: >98%</p> <p>Clinical Data: No Development Reported</p> <p>Size: 1 mg, 5 mg</p>

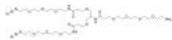


<p>5-Maleimidovaleric acid</p> <p style="text-align: right;">Cat. No.: HY-140987</p> <p>5-Maleimidovaleric acid is a cleavable ADC linker used in the synthesis of antibody-drug conjugates (ADCs).</p>  <p>Purity: >98% Clinical Data: Size: 1 mg, 5 mg</p>	<p>6-Azido-hexylamine</p> <p style="text-align: right;">Cat. No.: HY-138387</p> <p>6-Azido-hexylamine is a cleavable ADC linker used in the synthesis of antibody-drug conjugates (ADCs).</p>  <p>Purity: >98% Clinical Data: No Development Reported Size: 1 mg, 5 mg</p>
<p>6-Maleimidohexanoic acid N-hydroxysuccinimide ester (EMCS)</p> <p style="text-align: right;">Cat. No.: HY-78961</p> <p>6-Maleimidohexanoic acid N-hydroxysuccinimide ester (EMCS) is a heterobifunctional cross-linking reagent. EMCS is used as a unique and useful reagent for preparation of hapten conjugate and enzyme immunoconjugates.</p>  <p>Purity: 99.62% Clinical Data: No Development Reported Size: 50 mg, 100 mg, 500 mg</p>	<p>6-O-2-Propyn-1-yl-D-galactose</p> <p style="text-align: right;">Cat. No.: HY-128930</p> <p>6-O-2-Propyn-1-yl-D-galactose is a noncleavable glycolinker for the functionalization of cytotoxic drugs and applications in antibody-drug conjugation.</p>  <p>Purity: >98% Clinical Data: No Development Reported Size: 1 mg, 5 mg</p>
<p>6-Oxohexanoic acid</p> <p style="text-align: right;">Cat. No.: HY-141595</p> <p>6-Oxohexanoic acid is a non-cleavable modified MMAF-C5-COOH linker and can be used in the synthesis of modified MMAF-C5-COOH, a drug-linker conjugate for ADC.</p>  <p>Purity: >98% Clinical Data: No Development Reported Size: 1 mg, 5 mg</p>	<p>AcBut (4-(4-Acetyl-phenoxy)-butyric acid)</p> <p style="text-align: right;">Cat. No.: HY-132261</p> <p>AcBut is a cleavable Ozogamicin linker used in the synthesis of Ozogamicin, a drug-linker conjugate for ADC.</p>  <p>Purity: >98% Clinical Data: No Development Reported Size: 5 mg, 10 mg, 50 mg, 100 mg</p>
<p>Acid-C3-SSPy</p> <p style="text-align: right;">Cat. No.: HY-141597</p> <p>Acid-C3-SSPy is a cleavable DBA-DM4 linker used in the synthesis of DBA-DM4 (HY-128960), a drug-linker conjugate for ADC.</p>  <p>Purity: >98% Clinical Data: No Development Reported Size: 1 mg, 5 mg</p>	<p>Acid-PEG1-bis-PEG3-BCN</p> <p style="text-align: right;">Cat. No.: HY-136088</p> <p>Acid-PEG1-bis-PEG3-BCN is a cleavable 4 unit PEG ADC linker used in the synthesis of antibody-drug conjugates (ADCs).</p>  <p>Purity: >98% Clinical Data: Size: 1 mg, 5 mg</p>
<p>Acid-PEG2-SS-PEG2-acid</p> <p style="text-align: right;">Cat. No.: HY-140112</p> <p>Acid-PEG2-SS-PEG2-acid is a cleavable 4 unit PEG ADC linker used in the synthesis of antibody-drug conjugates (ADCs).</p>  <p>Purity: ≥95.0% Clinical Data: No Development Reported Size: 100 mg, 250 mg, 500 mg</p>	<p>Acid-PEG3-SS-PEG3-acid</p> <p style="text-align: right;">Cat. No.: HY-140113</p> <p>Acid-PEG3-SS-PEG3-acid is a cleavable 6 unit PEG ADC linker used in the synthesis of antibody-drug conjugates (ADCs).</p>  <p>Purity: >98% Clinical Data: Size: 1 mg, 5 mg</p>


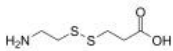
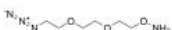
<p>Acid-propionylamino-Val-Cit-OH</p> <p>Cat. No.: HY-130930</p> <p>Acid-propionylamino-Val-Cit-OH is a cleavable ADC linker used in the synthesis of antibody-drug conjugates (ADCs).</p>  <p>Purity: >98% Clinical Data: Size: 1 mg, 5 mg</p>	<p>AEEA-AEEA</p> <p>Cat. No.: HY-W125504</p> <p>AEEA-AEEA is a non-cleavable ADC linker used in the synthesis of antibody-drug conjugates (ADCs). AEEA-AEEA is also a alkyl chain-based PROTAC linker that can be used in the synthesis of PROTACs.</p>  <p>Purity: >98% Clinical Data: No Development Reported Size: 1 mg, 5 mg</p>
<p>Ala-Ala-Asn-PAB</p> <p>Cat. No.: HY-129360</p> <p>Ala-Ala-Asn-PAB is a peptide cleavable ADC linker for antibody-drug conjugates (ADCs).</p>  <p>Purity: >98% Clinical Data: No Development Reported Size: 1 g</p>	<p>Ala-CO-amide-C4-Boc</p> <p>Cat. No.: HY-145367</p> <p>Ala-CO-amide-C4-Boc is a cleavable ADC linker used in the synthesis of antibody-drug conjugates (ADCs).</p>  <p>Purity: >98% Clinical Data: No Development Reported Size: 1 mg, 5 mg</p>
<p>Ald-CH2-PEG3-azide</p> <p>Cat. No.: HY-130144</p> <p>Ald-CH2-PEG3-azide is a cleavable 3 unit PEG ADC linker used in the synthesis of antibody-drug conjugates (ADCs). Ald-CH2-PEG3-azide is a PEG-based PROTAC linker can be used in the synthesis of PROTACs.</p>  <p>Purity: >98% Clinical Data: No Development Reported Size: 1 mg, 5 mg</p>	<p>Ald-CH2-PEG5-azide</p> <p>Cat. No.: HY-140634</p> <p>Ald-CH2-PEG5-azide is a non-cleavable 5 unit PEG ADC linker used in the synthesis of antibody-drug conjugates (ADCs).</p>  <p>Purity: >98% Clinical Data: No Development Reported Size: 1 mg, 5 mg</p>
<p>Ald-PEG23-SPDP</p> <p>Cat. No.: HY-136309</p> <p>Ald-PEG23-SPDP is a cleavable 23 unit PEG ADC linker used in the synthesis of antibody-drug conjugates (ADCs).</p>  <p>Purity: >98% Clinical Data: No Development Reported Size: 1 mg, 5 mg</p>	<p>ALD-PEG4-OPFP</p> <p>Cat. No.: HY-136127</p> <p>ALD-PEG4-OPFP is a cleavable 4 unit PEG ADC linker used in the synthesis of antibody-drug conjugates (ADCs).</p>  <p>Purity: >98% Clinical Data: Size: 1 mg, 5 mg</p>
<p>Ald-Ph-amido-C2-nitrate</p> <p>Cat. No.: HY-130096</p> <p>Ald-Ph-amido-C2-nitrate (Example XXIVb) is a thiazolidine derivative, used as a noncleavable ADC linker.</p>  <p>Purity: >98% Clinical Data: No Development Reported Size: 100 mg</p>	<p>Ald-Ph-amido-PEG1-C2-NHS ester</p> <p>Cat. No.: HY-130106</p> <p>Ald-Ph-amido-PEG1-C2-NHS ester is a noncleavable 1-unit PEG linker for antibody-drug-conjugation (ADC).</p>  <p>Purity: >98% Clinical Data: No Development Reported Size: 100 mg</p>

<p>Ald-Ph-amido-PEG1-C2-Pfp ester</p> <p style="text-align: right;">Cat. No.: HY-130105</p> <p>Ald-Ph-amido-PEG1-C2-Pfp ester is a noncleavable 1-unit PEG linker for antibody-drug-conjugation (ADC).</p>  <p>Purity: >98% Clinical Data: No Development Reported Size: 500 mg</p>	<p>Ald-Ph-amido-PEG11-C2-NH2</p> <p style="text-align: right;">Cat. No.: HY-133546</p> <p>Ald-Ph-amido-PEG11-C2-NH2 is a non-cleavable 11 unit PEG ADC linker used in the synthesis of antibody-drug conjugates (ADCs).</p>  <p>Purity: >98% Clinical Data: No Development Reported Size: 1 mg, 5 mg</p>
<p>Ald-Ph-amido-PEG11-NH-Boc</p> <p style="text-align: right;">Cat. No.: HY-133572</p> <p>Ald-Ph-amido-PEG11-NH-Boc is a non-cleavable 11 unit PEG ADC linker used in the synthesis of antibody-drug conjugates (ADCs).</p>  <p>Purity: >98% Clinical Data: No Development Reported Size: 1 mg, 5 mg</p>	<p>Ald-Ph-amido-PEG2</p> <p style="text-align: right;">Cat. No.: HY-130099</p> <p>Ald-Ph-amido-PEG2 is a noncleavable ADC linker for antibody-drug conjugate.</p>  <p>Purity: >98% Clinical Data: No Development Reported Size: 100 mg, 1 g</p>
<p>Ald-Ph-amido-PEG2-C2-NHS ester</p> <p style="text-align: right;">Cat. No.: HY-130104</p> <p>Ald-Ph-amido-PEG2-C2-NHS ester is a noncleavable 2-unit PEG linker for antibody-drug-conjugation (ADC).</p>  <p>Purity: >98% Clinical Data: No Development Reported Size: 100 mg, 500 mg</p>	<p>Ald-Ph-amido-PEG2-C2-Pfp ester</p> <p style="text-align: right;">Cat. No.: HY-130103</p> <p>Ald-Ph-amido-PEG2-C2-Pfp ester is a noncleavable 2-unit PEG linker for antibody-drug-conjugation (ADC).</p>  <p>Purity: >98% Clinical Data: No Development Reported Size: 100 mg, 500 mg</p>
<p>Ald-Ph-amido-PEG23-OPSS</p> <p style="text-align: right;">Cat. No.: HY-130962</p> <p>Ald-Ph-amido-PEG23-OPSS is a cleavable 23 unit PEG ADC linker used in the synthesis of antibody-drug conjugates (ADCs).</p>  <p>Purity: >98% Clinical Data: No Development Reported Size: 1 mg, 5 mg</p>	<p>Ald-Ph-amido-PEG3-C-COOH</p> <p style="text-align: right;">Cat. No.: HY-130098</p> <p>Ald-Ph-amido-PEG3-C-COOH is a noncleavable linker used for the antibody-drug conjugate (ADC).</p>  <p>Purity: >98% Clinical Data: No Development Reported Size: 100 mg</p>
<p>Ald-Ph-amido-PEG3-C1-Boc</p> <p style="text-align: right;">Cat. No.: HY-130100</p> <p>Ald-Ph-amido-PEG3-C1-Boc is an ADC linker, which belongs to a polyethylene glycol (PEG) linker.</p>  <p>Purity: >98% Clinical Data: No Development Reported Size: 100 mg</p>	<p>Ald-Ph-amido-PEG3-C2-Pfp ester</p> <p style="text-align: right;">Cat. No.: HY-130102</p> <p>Ald-Ph-amido-PEG3-C2-Pfp ester is a noncleavable ADC linker, which belongs to a polyethylene glycol (PEG) linker.</p>  <p>Purity: >98% Clinical Data: No Development Reported Size: 100 mg, 500 mg</p>

<p>Ald-Ph-amido-PEG3-NHS ester</p> <p>Cat. No.: HY-133579</p> <p>Ald-Ph-amido-PEG3-NHS ester is a non-cleavable 3 unit PEG ADC linker used in the synthesis of antibody-drug conjugates (ADCs).</p>  <p>Purity: >98% Clinical Data: No Development Reported Size: 1 mg, 5 mg</p>	<p>Ald-Ph-amido-PEG4-C2-acid</p> <p>Cat. No.: HY-130097</p> <p>Ald-Ph-amido-PEG4-C2-acid is a noncleavable linker used for the antibody-drug conjugate (ADC).</p>  <p>Purity: >98% Clinical Data: No Development Reported Size: 50 mg, 100 mg</p>
<p>Ald-Ph-amido-PEG4-C2-NHS ester</p> <p>Cat. No.: HY-130101</p> <p>Ald-Ph-amido-PEG4-C2-NHS ester is a noncleavable 4-unit PEG linker for antibody-drug-conjugation (ADC).</p>  <p>Purity: >98% Clinical Data: No Development Reported Size: 1 mg, 5 mg</p>	<p>Ald-Ph-amido-PEG4-propargyl (Ald-benzyl-amide-PEG4-propargyl)</p> <p>Cat. No.: HY-133426</p> <p>Ald-Ph-amido-PEG4-propargyl is a non-cleavable 4 unit PEG ADC linker used in the synthesis of antibody-drug conjugates (ADCs).</p>  <p>Purity: >98% Clinical Data: No Development Reported Size: 1 mg, 5 mg</p>
<p>Ald-Ph-NHS ester</p> <p>Cat. No.: HY-130107</p> <p>Ald-Ph-NHS ester is a noncleavable linker for antibody-drug-conjugation (ADC).</p>  <p>Purity: ≥97.0% Clinical Data: No Development Reported Size: 50 mg, 100 mg, 250 mg</p>	<p>Ald-Ph-PEG4-bis-PEG3-methyltetrazine</p> <p>Cat. No.: HY-130974</p> <p>Ald-Ph-PEG4-bis-PEG3-methyltetrazine is a cleavable 7 unit PEG ADC linker used in the synthesis of antibody-drug conjugates (ADCs).</p>  <p>Purity: >98% Clinical Data: Size: 1 mg, 5 mg</p>
<p>Ald-Ph-PEG4-bis-PEG3-N3</p> <p>Cat. No.: HY-130969</p> <p>Ald-Ph-PEG4-bis-PEG3-N3 is a cleavable 6 unit PEG ADC linker used in the synthesis of antibody-drug conjugates (ADCs).</p>  <p>Purity: >98% Clinical Data: Size: 1 mg, 5 mg</p>	<p>Ald-Ph-PEG4-bis-PEG4-propargyl</p> <p>Cat. No.: HY-130967</p> <p>Ald-Ph-PEG4-bis-PEG4-propargyl is a cleavable 8 unit PEG ADC linker used in the synthesis of antibody-drug conjugates (ADCs).</p>  <p>Purity: >98% Clinical Data: Size: 1 mg, 5 mg</p>
<p>Alkyne-PEG4-SS-PEG4-alkyne</p> <p>Cat. No.: HY-135970</p> <p>Alkyne-PEG4-SS-PEG4-alkyne is a cleavable 8 unit PEG ADC linker used in the synthesis of antibody-drug conjugates (ADCs).</p>  <p>Purity: >98% Clinical Data: No Development Reported Size: 1 mg, 5 mg</p>	<p>Aloc-D-Ala-Phe-Lys(Aloc)-PAB-PNP</p> <p>Cat. No.: HY-129351</p> <p>Aloc-D-Ala-Phe-Lys(Aloc)-PAB-PNP is a cleavable ADC linker used in the synthesis of antibody-drug conjugates (ADCs).</p>  <p>Purity: >98% Clinical Data: No Development Reported Size: 100 mg, 500 mg</p>

<p>AMAS</p> <p style="text-align: right;">Cat. No.: HY-128925</p> <p>AMAS is a noncleavable heterobifunctional crosslinker with NHS ester and maleimide groups that allows covalent conjugation of amine- and sulfhydryl-containing molecules.</p>  <p>Purity: ≥97.0% Clinical Data: Size: 10 mg, 25 mg, 50 mg</p>	<p>Amino-bis-PEG3-BCN</p> <p style="text-align: right;">Cat. No.: HY-136085</p> <p>Amino-bis-PEG3-BCN is a cleavable 3 unit PEG ADC linker used in the synthesis of antibody-drug conjugates (ADCs).</p>  <p>Purity: >98% Clinical Data: Size: 1 mg, 5 mg</p>
<p>Amino-bis-PEG3-DBCO</p> <p style="text-align: right;">Cat. No.: HY-130972</p> <p>Amino-bis-PEG3-DBCO is a cleavable 3 unit PEG ADC linker used in the synthesis of antibody-drug conjugates (ADCs).</p>  <p>Purity: >98% Clinical Data: Size: 1 mg, 5 mg</p>	<p>Amino-bis-PEG3-TCO</p> <p style="text-align: right;">Cat. No.: HY-130955</p> <p>Amino-bis-PEG3-TCO is a cleavable 3 unit PEG ADC linker used in the synthesis of antibody-drug conjugates (ADCs).</p>  <p>Purity: >98% Clinical Data: No Development Reported Size: 1 mg, 5 mg</p>
<p>Amino-ethyl-SS-PEG3-NHBoc</p> <p style="text-align: right;">Cat. No.: HY-140099</p> <p>Amino-ethyl-SS-PEG3-NHBoc is a cleavable 3 unit PEG ADC linker used in the synthesis of antibody-drug conjugates (ADCs).</p>  <p>Purity: >98% Clinical Data: Size: 1 mg, 5 mg</p>	<p>Amino-PEG10-OH</p> <p style="text-align: right;">Cat. No.: HY-120761</p> <p>Amino-PEG10-OH is non-cleavable 10 unit PEG ADC linker used in the synthesis of antibody-drug conjugates (ADCs). Amino-PEG10-OH is also a PEG-based PROTAC linker that can be used in the synthesis of PROTACs.</p>  <p>Purity: >98% Clinical Data: No Development Reported Size: 1 mg, 5 mg</p>
<p>Amino-PEG11-OH</p> <p style="text-align: right;">Cat. No.: HY-130298</p> <p>Amino-PEG11-OH is non-cleavable 11 unit PEG ADC linker used in the synthesis of antibody-drug conjugates (ADCs). Amino-PEG11-OH is also a PEG-based PROTAC linker that can be used in the synthesis of PROTACs.</p>  <p>Purity: >98% Clinical Data: No Development Reported Size: 1 mg, 5 mg</p>	<p>Amino-PEG2-C2-acid</p> <p style="text-align: right;">Cat. No.: HY-W040168</p> <p>Amino-PEG2-C2-acid is a cleavable 3 unit PEG ADC linker used in the synthesis of antibody-drug conjugates (ADCs). Amino-PEG2-C2-acid is also a PEG-based PROTAC linker that can be used in the synthesis of PROTACs.</p>  <p>Purity: ≥98.0% Clinical Data: No Development Reported Size: 25 mg, 50 mg, 100 mg</p>
<p>Amino-PEG3-C2-acid</p> <p style="text-align: right;">Cat. No.: HY-W040165</p> <p>Amino-PEG3-C2-acid is a cleavable PEG ADC linker used in the synthesis of antibody-drug conjugates (ADCs). Amino-PEG3-C2-acid is also a PEG-based PROTAC linker that can be used in the synthesis of PROTACs.</p>  <p>Purity: ≥97.0% Clinical Data: No Development Reported Size: 250 mg, 500 mg</p>	<p>Amino-PEG3-SS-acid</p> <p style="text-align: right;">Cat. No.: HY-135974</p> <p>Amino-PEG3-SS-acid is a cleavable 3 unit PEG ADC linker used in the synthesis of antibody-drug conjugates (ADCs).</p>  <p>Purity: >98% Clinical Data: No Development Reported Size: 1 mg, 5 mg</p>











<p>Amino-PEG4-alcohol</p> <p style="text-align: right;">Cat. No.: HY-W008005</p>	<p>Amino-PEG4-bis-PEG3-methyltetrazine</p> <p style="text-align: right;">Cat. No.: HY-130970</p>
<p>Amino-PEG4-alcohol is a PEG-based PROTAC linker can be used in the synthesis of PROTACs. Amino-PEG4-alcohol is also a non-cleavable 4 unit PEG ADC linker used in the synthesis of antibody-drug conjugates (ADCs).</p> <p style="text-align: center;"></p> <p>Purity: ≥95.0% Clinical Data: No Development Reported Size: 10 mM × 1 mL, 100 mg</p>	<p>Amino-PEG4-bis-PEG3-methyltetrazine is a cleavable 7 unit PEG ADC linker used in the synthesis of antibody-drug conjugates (ADCs).</p> <p style="text-align: center;"></p> <p>Purity: >98% Clinical Data: Size: 1 mg, 5 mg</p>
<p>Amino-PEG4-bis-PEG3-N3</p> <p style="text-align: right;">Cat. No.: HY-136090</p>	<p>Amino-PEG4-bis-PEG3-propargyl</p> <p style="text-align: right;">Cat. No.: HY-130968</p>
<p>Amino-PEG4-bis-PEG3-N3 is a cleavable 7 unit PEG ADC linker used in the synthesis of antibody-drug conjugates (ADCs).</p> <p style="text-align: center;"></p> <p>Purity: >98% Clinical Data: Size: 1 mg, 5 mg</p>	<p>Amino-PEG4-bis-PEG3-propargyl is a cleavable 6 unit PEG ADC linker used in the synthesis of antibody-drug conjugates (ADCs).</p> <p style="text-align: center;"></p> <p>Purity: >98% Clinical Data: Size: 1 mg, 5 mg</p>
<p>Amino-PEG4-CH2COOH</p> <p style="text-align: right;">Cat. No.: HY-130524</p>	<p>Amino-PEG4-Val-Cit-PAB-MMAE</p> <p style="text-align: right;">Cat. No.: HY-141154</p>
<p>Amino-PEG4-CH2COOH is a PEG-based PROTAC linker that can be used in the synthesis of PROTACs. Amino-PEG4-CH2COOH is also a non-cleavable 4 unit PEG ADC linker used in the synthesis of antibody-drug conjugates (ADCs).</p> <p style="text-align: center;"></p> <p>Purity: ≥98.0% Clinical Data: No Development Reported Size: 1 mg, 5 mg</p>	<p>Amino-PEG4-Val-Cit-PAB-MMAE is a cleavable 4 unit PEG ADC linker used in the synthesis of antibody-drug conjugates (ADCs).</p> <p style="text-align: center;"></p> <p>Purity: 98.04% Clinical Data: No Development Reported Size: 1 mg, 5 mg, 10 mg, 25 mg</p>
<p>Amino-PEG5-C2-acid</p> <p style="text-align: right;">Cat. No.: HY-115384</p>	<p>Amino-PEG6-alcohol</p> <p style="text-align: right;">Cat. No.: HY-126942</p>
<p>Amino-PEG5-C2-acid is a PEG-based PROTAC linker can be used in the synthesis of PROTACs. Amino-PEG5-C2-acid is a non-cleavable ADC linker used in the synthesis of antibody-drug conjugates (ADCs).</p> <p style="text-align: center;"></p> <p>Purity: >98% Clinical Data: No Development Reported Size: 1 mg, 5 mg</p>	<p>Amino-PEG6-alcohol is a non-cleavable 6 unit PEG ADC linker used in the synthesis of antibody-drug conjugates (ADCs). Amino-PEG6-alcohol is also a PEG-based PROTAC linker that can be used in the synthesis of PROTACs.</p> <p style="text-align: center;"></p> <p>Purity: >98% Clinical Data: No Development Reported Size: 1 mg, 5 mg</p>
<p>Amino-PEG6-amido-bis-PEG5-N3</p> <p style="text-align: right;">Cat. No.: HY-130957</p>	<p>Amino-PEG8-Boc</p> <p style="text-align: right;">Cat. No.: HY-W019799</p>
<p>Amino-PEG6-amido-bis-PEG5-N3 is a cleavable 11 unit PEG ADC linker used in the synthesis of antibody-drug conjugates (ADCs).</p> <p style="text-align: center;"></p> <p>Purity: >98% Clinical Data: Size: 1 mg, 5 mg</p>	<p>Amino-PEG8-Boc is a cleavable 8 unit PEG ADC linker used in the synthesis of antibody-drug conjugates (ADCs). Amino-PEG8-Boc is also a PEG-based PROTAC linker that can be used in the synthesis of PROTACs.</p> <p style="text-align: center;"></p> <p>Purity: ≥97.0% Clinical Data: No Development Reported Size: 100 mg, 250 mg</p>

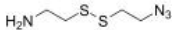
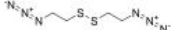
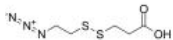
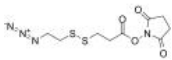
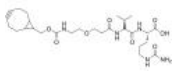
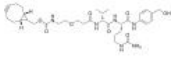




<p>Amino-PEG9-acid</p> <p style="text-align: right;">Cat. No.: HY-130166</p>	<p>Amino-SS-PEG12-acid</p> <p style="text-align: right;">Cat. No.: HY-140097</p>
<p>Amino-PEG9-acid is a PEG-based PROTAC linker can be used in the synthesis of PROTACs. Amino-PEG9-acid is a non-cleavable ADC linker used in the synthesis of antibody-drug conjugates (ADCs).</p>  <p>Purity: >98% Clinical Data: No Development Reported Size: 10 mg, 25 mg, 50 mg, 100 mg</p>	<p>Amino-SS-PEG12-acid is a cleavable 12 unit PEG ADC linker used in the synthesis of antibody-drug conjugates (ADCs).</p>  <p>Purity: >98% Clinical Data: No Development Reported Size: 1 mg, 5 mg</p>
<p>Amino-Tri-(carboxyethoxymethyl)-methane</p> <p style="text-align: right;">Cat. No.: HY-117519</p>	<p>Aminoethyl-SS-ethylalcohol</p> <p style="text-align: right;">Cat. No.: HY-117409</p>
<p>Amino-Tri-(carboxyethoxymethyl)-methane is a cleavable PEG ADC linker used in the synthesis of antibody-drug conjugates (ADCs). Amino-Tri-(carboxyethoxymethyl)-methane is also a PEG-based PROTAC linker that can be used in the synthesis of PROTACs.</p>  <p>Purity: >98% Clinical Data: No Development Reported Size: 1 mg, 5 mg</p>	<p>Aminoethyl-SS-ethylalcohol is a glutathione cleavable ADC linker used in the synthesis of antibody-drug conjugates (ADCs).</p>  <p>Purity: >98% Clinical Data: No Development Reported Size: 1 mg, 5 mg</p>
<p>Aminoethyl-SS-propionic acid</p> <p style="text-align: right;">Cat. No.: HY-140096</p>	<p>Aminoxy-amido-PEG4-propargyl</p> <p style="text-align: right;">Cat. No.: HY-133435</p>
<p>Aminoethyl-SS-propionic acid is a cleavable ADC linker used in the synthesis of antibody-drug conjugates (ADCs).</p>  <p>Purity: 98.03% Clinical Data: No Development Reported Size: 10 mg, 25 mg, 50 mg</p>	<p>Aminoxy-amido-PEG4-propargyl is a non-cleavable 4 unit PEG ADC linker used in the synthesis of antibody-drug conjugates (ADCs).</p>  <p>Purity: >98% Clinical Data: No Development Reported Size: 1 mg, 5 mg</p>
<p>Aminoxy-PEG2-alcohol</p> <p style="text-align: right;">Cat. No.: HY-126951</p>	<p>Aminoxy-PEG2-azide</p> <p style="text-align: right;">Cat. No.: HY-113931</p>
<p>Aminoxy-PEG2-alcohol is a non-cleavable 2 unit PEG ADC linker used in the synthesis of antibody-drug conjugates (ADCs). Aminoxy-PEG2-alcohol is also a PEG-based PROTAC linker that can be used in the synthesis of PROTACs.</p>  <p>Purity: >98% Clinical Data: No Development Reported Size: 1 mg, 5 mg</p>	<p>Aminoxy-PEG2-azide is a PEG-based PROTAC linker that can be used in the synthesis of PROTACs. Aminoxy-PEG2-azide is also a non-cleavable 2 unit PEG ADC linker used in the synthesis of antibody-drug conjugates (ADCs).</p>  <p>Purity: >98% Clinical Data: No Development Reported Size: 1 mg, 5 mg</p>
<p>Aminoxy-PEG2-BCN</p> <p style="text-align: right;">Cat. No.: HY-145593</p>	<p>Aminoxy-PEG2-bis-PEG3-BCN</p> <p style="text-align: right;">Cat. No.: HY-136089</p>
<p>Aminoxy-PEG2-BCN is a cleavable PEG ADC linker used in the synthesis of antibody-drug conjugates (ADCs).</p>  <p>Purity: >98% Clinical Data: No Development Reported Size: 1 mg, 5 mg</p>	<p>Aminoxy-PEG2-bis-PEG3-BCN is a cleavable 5 unit PEG ADC linker used in the synthesis of antibody-drug conjugates (ADCs).</p>  <p>Purity: >98% Clinical Data: No Development Reported Size: 1 mg, 5 mg</p>



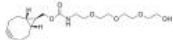

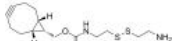
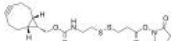

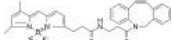
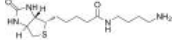

<p>Aminoxy-PEG3-azide</p> <p style="text-align: right;">Cat. No.: HY-126949</p> <p>Aminoxy-PEG3-azide is a non-cleavable 3 unit PEG ADC linker used in the synthesis of antibody-drug conjugates (ADCs). Aminoxy-C2-PEG3-azide is also a PEG-based PROTAC linker that can be used in the synthesis of PROTACs.</p> <p>Purity: >98% Clinical Data: No Development Reported Size: 1 mg, 5 mg</p>	<p>Aminoxy-PEG4-alcohol</p> <p style="text-align: right;">Cat. No.: HY-124123</p> <p>Aminoxy-PEG4-alcohol is a non-cleavable 4 unit PEG ADC linker used in the synthesis of antibody-drug conjugates (ADCs). Aminoxy-PEG4-alcohol is also a PEG-based PROTAC linker that can be used in the synthesis of PROTACs.</p> <p>Purity: >98% Clinical Data: No Development Reported Size: 1 mg, 5 mg</p>
<p>Aminoxyacetamide-PEG3-azide</p> <p style="text-align: right;">Cat. No.: HY-133434</p> <p>Aminoxyacetamide-PEG3-azide is a non-cleavable 3 unit PEG ADC linker used in the synthesis of antibody-drug conjugates (ADCs).</p> <p>Purity: >98% Clinical Data: No Development Reported Size: 1 mg, 5 mg</p>	<p>APN-PEG36-tetrazine</p> <p style="text-align: right;">Cat. No.: HY-139859</p> <p>APN-PEG36-tetrazine is an analogue of APN-PEG4-tetrazine. APN-PEG4-tetrazine is a cleavable 4 unit PEG ADC linker used in the synthesis of antibody-drug conjugates (ADCs).</p> <p>Purity: 96.05% Clinical Data: No Development Reported Size: 5 mg, 10 mg</p>
<p>APN-PEG4-Amine hydrochloride</p> <p style="text-align: right;">Cat. No.: HY-130939</p> <p>APN-PEG4-Amine (hydrochloride) is a cleavable 4 unit PEG ADC linker used in the synthesis of antibody-drug conjugates (ADCs).</p> <p>Purity: >98% Clinical Data: No Development Reported Size: 1 mg, 5 mg</p>	<p>APN-PEG4-BCN</p> <p style="text-align: right;">Cat. No.: HY-136044</p> <p>APN-PEG4-BCN is a cleavable 4 unit PEG ADC linker used in the synthesis of antibody-drug conjugates (ADCs).</p> <p>Purity: >98% Clinical Data: No Development Reported Size: 1 mg, 5 mg</p>
<p>APN-PEG4-DBCO</p> <p style="text-align: right;">Cat. No.: HY-136049</p> <p>APN-PEG4-DBCO is a cleavable 4 unit PEG ADC linker used in the synthesis of antibody-drug conjugates (ADCs).</p> <p>Purity: >98% Clinical Data: No Development Reported Size: 1 mg, 5 mg</p>	<p>APN-PEG4-tetrazine</p> <p style="text-align: right;">Cat. No.: HY-136045</p> <p>APN-PEG4-tetrazine is a cleavable 4 unit PEG ADC linker used in the synthesis of antibody-drug conjugates (ADCs).</p> <p>Purity: >98% Clinical Data: No Development Reported Size: 1 mg, 5 mg</p>
<p>Azetidin-3-ol hydrochloride</p> <p style="text-align: right;">Cat. No.: HY-40144</p> <p>Azetidin-3-ol hydrochloride is a non-cleavable ADC linker used in the synthesis of antibody-drug conjugates (ADCs). Azetidin-3-ol hydrochloride is also an alkyl chain-based PROTAC linker that can be used in the synthesis of PROTACs.</p> <p>Purity: >98% Clinical Data: No Development Reported Size: 500 mg, 1 g</p>	<p>Azetidine-3-carboxylic acid</p> <p style="text-align: right;">Cat. No.: HY-Y0530</p> <p>Azetidine-3-carboxylic acid is a non-cleavable ADC linker used in the synthesis of antibody-drug conjugates (ADCs). Azetidine-3-carboxylic acid is also an alkyl chain-based PROTAC linker that can be used in the synthesis of PROTACs¹².</p> <p>Purity: ≥97.0% Clinical Data: No Development Reported Size: 1 mg, 5 mg</p>

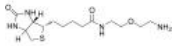
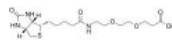
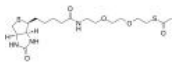


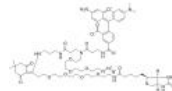


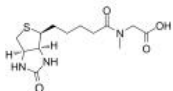

<p>Azide-C2-Azide</p> <p style="text-align: right;">Cat. No.: HY-138535</p>	<p>Azide-C2-SS-C2-biotin</p> <p style="text-align: right;">Cat. No.: HY-140127</p>
<p>Azide-C2-Azide is a cleavable ADC linker used in the synthesis of antibody-drug conjugates (ADCs).</p> <p style="text-align: center;"></p> <p>Purity: >98% Clinical Data: No Development Reported Size: 1 mg, 5 mg</p>	<p>Azide-C2-SS-C2-biotin is a cleavable ADC linker used in the synthesis of antibody-drug conjugates (ADCs).</p> <p style="text-align: center;"></p> <p>Purity: >98% Clinical Data: Size: 25 mg, 50 mg, 100 mg</p>
<p>Azide-PEG1-Val-Cit-PABC-OH</p> <p style="text-align: right;">Cat. No.: HY-136137</p>	<p>Azide-PEG3-Tos</p> <p style="text-align: right;">Cat. No.: HY-140004</p>
<p>Azide-PEG1-Val-Cit-PABC-OH is a cleavable 1 unit PEG ADC linker used in the synthesis of antibody-drug conjugates (ADCs).</p> <p style="text-align: center;"></p> <p>Purity: >98% Clinical Data: Size: 1 mg, 5 mg</p>	<p>Azide-PEG3-Tos is a PEG-based PROTAC linker that can be used in the synthesis of PROTACs. Azide-PEG3-Tos is also a non-cleavable 3 unit PEG ADC linker used in the synthesis of antibody-drug conjugates (ADCs).</p> <p style="text-align: center;"></p> <p>Purity: >98% Clinical Data: No Development Reported Size: 1 mg, 5 mg</p>
<p>Azide-PEG5-Tos</p> <p style="text-align: right;">Cat. No.: HY-140352</p>	<p>Azido-C2-SS-PEG2-C2-acid</p> <p style="text-align: right;">Cat. No.: HY-140101</p>
<p>Azide-PEG5-Tos is a cleavable 5 unit PEG ADC linker used in the synthesis of antibody-drug conjugates (ADCs).</p> <p style="text-align: center;"></p> <p>Purity: >98% Clinical Data: Size: 1 mg, 5 mg</p>	<p>Azido-C2-SS-PEG2-C2-acid is a cleavable 2 unit PEG ADC linker used in the synthesis of antibody-drug conjugates (ADCs).</p> <p style="text-align: center;"></p> <p>Purity: >98% Clinical Data: Size: 1 mg, 5 mg</p>
<p>Azido-C6-OH</p> <p style="text-align: right;">Cat. No.: HY-138521</p>	<p>Azido-PEG1-Val-Cit-OH</p> <p style="text-align: right;">Cat. No.: HY-136034</p>
<p>Azido-C6-OH is a cleavable ADC linker used in the synthesis of antibody-drug conjugates (ADCs).</p> <p style="text-align: center;"></p> <p>Purity: >98% Clinical Data: No Development Reported Size: 1 mg, 5 mg</p>	<p>Azido-PEG1-Val-Cit-OH is a cleavable 1 unit PEG ADC linker used in the synthesis of antibody-drug conjugates (ADCs).</p> <p style="text-align: center;"></p> <p>Purity: >98% Clinical Data: No Development Reported Size: 1 mg, 5 mg</p>
<p>Azido-PEG1-Val-Cit-PABC-PNP</p> <p style="text-align: right;">Cat. No.: HY-136105</p>	<p>Azido-PEG2-C2-amine (N3-PEG2-CH2CH2NH2)</p> <p style="text-align: right;">Cat. No.: HY-140213</p>
<p>Azido-PEG1-Val-Cit-PABC-PNP is a cleavable 1 unit PEG ADC linker used in the synthesis of antibody-drug conjugates (ADCs).</p> <p style="text-align: center;"></p> <p>Purity: >98% Clinical Data: Size: 1 mg, 5 mg</p>	<p>Azido-PEG2-C2-amine (N3-PEG2-CH2CH2NH2) is a PEG-based PROTAC linker that can be used in the synthesis of PROTACs. Azido-PEG2-C2-amine is also a non-cleavable 2 unit PEG ADC linker used in the synthesis of antibody-drug conjugates (ADCs).</p> <p style="text-align: center;"></p> <p>Purity: ≥97.0% Clinical Data: No Development Reported Size: 250 mg, 500 mg</p>

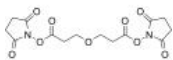
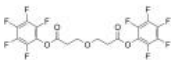








<p>Azido-PEG3-maleimide</p> <p>Cat. No.: HY-140811</p>	<p>Azido-PEG3-SS-NHS</p> <p>Cat. No.: HY-135966</p>
<p>Azido-PEG3-maleimide is a PEG-based PROTAC linker that can be used in the synthesis of PROTACs. Azido-PEG3-maleimide is also a cleavable 3 unit PEG ADC linker used in the synthesis of antibody-drug conjugates (ADCs).</p>  <p>Purity: >98% Clinical Data: No Development Reported Size: 25 mg</p>	<p>Azido-PEG3-SS-NHS is a cleavable 3 unit PEG ADC linker used in the synthesis of antibody-drug conjugates (ADCs).</p>  <p>Purity: >98% Clinical Data: Size: 25 mg, 50 mg</p>
<p>Azido-PEG3-SSPy</p> <p>Cat. No.: HY-136038</p>	<p>Azido-PEG3-Val-Cit-PAB-OH</p> <p>Cat. No.: HY-140148</p>
<p>Azido-PEG3-SSPy is a cleavable 3 unit PEG ADC linker used in the synthesis of antibody-drug conjugates (ADCs).</p>  <p>Purity: >98% Clinical Data: No Development Reported Size: 1 mg, 5 mg</p>	<p>Azido-PEG3-Val-Cit-PAB-OH is a cleavable 3 unit PEG ADC linker used in the synthesis of antibody-drug conjugates (ADCs).</p>  <p>Purity: >98% Clinical Data: Size: 1 mg, 5 mg</p>
<p>Azido-PEG3-Val-Cit-PAB-PNP</p> <p>Cat. No.: HY-140150</p>	<p>Azido-PEG4-C2-acid</p> <p>Cat. No.: HY-130653</p>
<p>Azido-PEG3-Val-Cit-PAB-PNP is a cleavable 3 unit PEG ADC linker used in the synthesis of antibody-drug conjugates (ADCs). Azido-PEG3-Val-Cit-PAB-PNP is also a PEG-based PROTAC linker that can be used in the synthesis of PROTACs.</p>  <p>Purity: >98% Clinical Data: No Development Reported Size: 50 mg, 100 mg</p>	<p>Azido-PEG4-C2-acid a PEG-based PROTAC linker can be used in the synthesis of vRucaparib-TP4. Azido-PEG4-C2-acid is also a non-cleavable 4 unit PEG ADC linker used in the synthesis of antibody-drug conjugates (ADCs).</p>  <p>Purity: ≥98.0% Clinical Data: No Development Reported Size: 100 mg, 250 mg, 500 mg</p>
<p>Azido-PEG4-CH2-Boc</p> <p>Cat. No.: HY-42618</p>	<p>Azido-PEG4-Val-Cit-PAB-OH</p> <p>Cat. No.: HY-140149</p>
<p>Azido-PEG4-CH2-Boc is a cleavable 4 unit PEG ADC linker used in the synthesis of antibody-drug conjugates (ADCs). Azido-PEG4-CH2-Boc is also a PEG- and Alkyl/ether-based PROTAC linker that can be used in the synthesis of PROTACs.</p>  <p>Purity: ≥97.0% Clinical Data: No Development Reported Size: 25 mg, 50 mg, 100 mg</p>	<p>Azido-PEG4-Val-Cit-PAB-OH is a cleavable 4 unit PEG ADC linker used in the synthesis of antibody-drug conjugates (ADCs). Azido-PEG4-Val-Cit-PAB-OH is also a PEG-based PROTAC linker that can be used in the synthesis of PROTACs.</p>  <p>Purity: >98% Clinical Data: No Development Reported Size: 50 mg, 100 mg</p>
<p>Azido-PEG5-acid</p> <p>Cat. No.: HY-130572</p>	<p>Azido-PEG5-Ala-Ala-Asn-PAB</p> <p>Cat. No.: HY-141150</p>
<p>Azido-PEG5-acid is a PEG-based PROTAC linker can be used in the synthesis of PROTACs, such as the conjugate CPT-APO (CPT: Camptothecin (HY-16560)). Azido-PEG5-acid is a non-cleavable 5 unit PEG ADC linker used in the synthesis of antibody-drug conjugates (ADCs).</p>  <p>Purity: >98% Clinical Data: No Development Reported Size: 1 mg, 5 mg</p>	<p>Azido-PEG5-Ala-Ala-Asn-PAB is a cleavable 5 unit PEG ADC linker used in the synthesis of antibody-drug conjugates (ADCs).</p>  <p>Purity: >98% Clinical Data: Size: 1 mg, 5 mg</p>




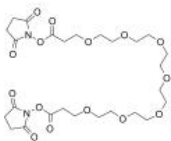

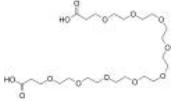



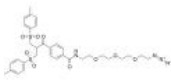
<p>Azido-PEG5-alcohol</p> <p style="text-align: right;">Cat. No.: HY-130211</p> <p>Azido-PEG5-alcohol is a non-cleavable 5 unit PEG ADC linker used in the synthesis of antibody-drug conjugates (ADCs). Azido-PEG5-alcohol is also a PEG-based PROTAC linker that can be used in the synthesis of PROTACs.</p>  <p>Purity: >98% Clinical Data: No Development Reported Size: 1 mg, 5 mg</p>	<p>Azido-PEG5-CH2CO2H</p> <p style="text-align: right;">Cat. No.: HY-130194</p> <p>Azido-PEG5-CH2CO2H is a cleavable 5 unit PEG ADC linker used in the synthesis of antibody-drug conjugates (ADCs). Azido-PEG5-CH2CO2H is also a PEG-based PROTAC linker that can be used in the synthesis of PROTACs.</p>  <p>Purity: 99.60% Clinical Data: No Development Reported Size: 25 mg, 50 mg, 100 mg</p>
<p>Azido-PEG6-alcohol</p> <p style="text-align: right;">Cat. No.: HY-130537</p> <p>Azido-PEG6-alcohol is a PEG-based PROTAC linker that can be used in the synthesis of PROTACs. Azido-PEG6-alcohol is also a non-cleavable 6 unit PEG ADC linker used in the synthesis of antibody-drug conjugates (ADCs).</p>  <p>Purity: >98% Clinical Data: No Development Reported Size: 1 mg, 5 mg</p>	<p>Azido-PEG6-amine</p> <p style="text-align: right;">Cat. No.: HY-140215</p> <p>Azido-PEG6-amine is a PEG-based PROTAC linker that can be used in the synthesis of PROTACs. Azido-PEG6-amine is also a non-cleavable 6 unit PEG ADC linker used in the synthesis of antibody-drug conjugates (ADCs).</p>  <p>Purity: ≥97.0% Clinical Data: No Development Reported Size: 50 mg, 100 mg, 200 mg, 500 mg</p>
<p>Azido-PEG6-NHS ester</p> <p style="text-align: right;">Cat. No.: HY-130474</p> <p>Azido-PEG6-NHS ester is a cleavable 6 unit PEG ADC linker used in the synthesis of antibody-drug conjugates (ADCs). Azido-PEG6-NHS ester is also a PEG- and Alkyl/ether based PROTAC linker that can be used in the synthesis of PROTACs.</p>  <p>Purity: 98.85% Clinical Data: No Development Reported Size: 100 mg</p>	<p>Azido-PEG7-amine</p> <p style="text-align: right;">Cat. No.: HY-130324</p> <p>Azido-PEG7-amine is a non-cleavable 7 unit PEG ADC linker used in the synthesis of antibody-drug conjugates (ADCs). Azido-PEG7-amine is also a PEG-based PROTAC linker that can be used in the synthesis of PROTACs.</p>  <p>Purity: ≥95.0% Clinical Data: No Development Reported Size: 100 mg, 250 mg</p>
<p>Azido-PEG8-acid</p> <p style="text-align: right;">Cat. No.: HY-140454</p> <p>Azido-PEG8-acid is a non-cleavable 8 unit PEG ADC linker used in the synthesis of antibody-drug conjugates (ADCs). Azido-PEG8-acid is also a PEG-based PROTAC linker that can be used in the synthesis of PROTACs.</p>  <p>Purity: ≥95.0% Clinical Data: No Development Reported Size: 25 mg, 50 mg, 100 mg</p>	<p>Azido-PEG8-NHS ester</p> <p style="text-align: right;">Cat. No.: HY-130184</p> <p>Azido-PEG8-NHS ester is a cleavable 8 unit PEG ADC linker used in the synthesis of antibody-drug conjugates (ADCs). Azido-PEG8-NHS ester is also a PEG- and Alkyl/ether-based PROTAC linker that can be used in the synthesis of PROTACs.</p>  <p>Purity: ≥95.0% Clinical Data: No Development Reported Size: 100 mg</p>
<p>Azido-PEG9-acid</p> <p style="text-align: right;">Cat. No.: HY-130475</p> <p>Azido-PEG9-acid is a non-cleavable 9 unit PEG ADC linker used in the synthesis of antibody-drug conjugates (ADCs). Azido-PEG9-acid is a PEG-based PROTAC linker that can be used in the synthesis of PROTACs.</p>  <p>Purity: >98% Clinical Data: No Development Reported Size: 1 mg, 5 mg</p>	<p>Azido-PEG9-amine</p> <p style="text-align: right;">Cat. No.: HY-130169</p> <p>Azido-PEG9-amine is a non-cleavable 9 unit PEG ADC linker used in the synthesis of antibody-drug conjugates (ADCs). Azido-PEG9-amine is also a PEG-based PROTAC linker that can be used in the synthesis of PROTACs.</p>  <p>Purity: >98% Clinical Data: No Development Reported Size: 1 mg, 5 mg</p>

<p>Azidoethyl-SS-ethylamine</p> <p>Cat. No.: HY-140104</p>	<p>Azidoethyl-SS-ethylazide</p> <p>Cat. No.: HY-140105</p>
<p>Azidoethyl-SS-ethylamine is a cleavable ADC linker used in the synthesis of antibody-drug conjugates (ADCs).</p> <p></p> <p>Purity: >98% Clinical Data: No Development Reported Size: 1 mg, 5 mg</p>	<p>Azidoethyl-SS-ethylazide is a cleavable ADC linker used in the synthesis of antibody-drug conjugates (ADCs).</p> <p></p> <p>Purity: >98% Clinical Data: Size: 1 mg, 5 mg</p>
<p>Azidoethyl-SS-propionic acid</p> <p>Cat. No.: HY-140100</p>	<p>Azidoethyl-SS-propionic NHS ester</p> <p>Cat. No.: HY-140102</p>
<p>Azidoethyl-SS-propionic acid is a cleavable ADC linker used in the synthesis of antibody-drug conjugates (ADCs).</p> <p></p> <p>Purity: >98% Clinical Data: Size: 1 mg, 5 mg</p>	<p>Azidoethyl-SS-propionic NHS ester is a cleavable ADC linker used in the synthesis of antibody-drug conjugates (ADCs).</p> <p></p> <p>Purity: >98% Clinical Data: No Development Reported Size: 1 mg, 5 mg</p>
<p>BCN-PEG1-Val-Cit-OH</p> <p>Cat. No.: HY-130922</p>	<p>BCN-PEG1-Val-Cit-PABC-OH</p> <p>Cat. No.: HY-130923</p>
<p>BCN-PEG1-Val-Cit-OH is a cleavable 1 unit PEG ADC linker used in the synthesis of antibody-drug conjugates (ADCs).</p> <p></p> <p>Purity: >98% Clinical Data: Size: 1 mg, 5 mg</p>	<p>BCN-PEG1-Val-Cit-PABC-OH is a cleavable 1 unit PEG ADC linker used in the synthesis of antibody-drug conjugates (ADCs).</p> <p></p> <p>Purity: >98% Clinical Data: No Development Reported Size: 1 mg, 5 mg</p>
<p>BCN-PEG3-Biotin</p> <p>Cat. No.: HY-130924</p>	<p>BCN-PEG3-oxyamine</p> <p>Cat. No.: HY-130926</p>
<p>BCN-PEG3-Biotin is a non-cleavable 3 unit PEG ADC linker used in the synthesis of antibody-drug conjugates (ADCs).</p> <p></p> <p>Purity: ≥95.0% Clinical Data: Size: 5 mg, 10 mg, 25 mg, 50 mg, 100 mg</p>	<p>BCN-PEG3-oxyamine is a non-cleavable 3 unit PEG ADC linker used in the synthesis of antibody-drug conjugates (ADCs).</p> <p></p> <p>Purity: >98% Clinical Data: Size: 1 mg, 5 mg</p>
<p>BCN-PEG3-Val-Cit</p> <p>Cat. No.: HY-140151</p>	<p>BCN-PEG3-VC-PFP ester</p> <p>Cat. No.: HY-140152</p>
<p>BCN-PEG3-Val-Cit is a PEG-based PROTAC linker that can be used in the synthesis of PROTACs. BCN-PEG3-Val-Cit is also a cleavable 3 unit PEG ADC linker used in the synthesis of antibody-drug conjugates (ADCs).</p> <p></p> <p>Purity: >98% Clinical Data: No Development Reported Size: 1 mg, 5 mg</p>	<p>BCN-PEG3-VC-PFP ester is a cleavable 3 unit PEG ADC linker used in the synthesis of antibody-drug conjugates (ADCs).</p> <p></p> <p>Purity: >98% Clinical Data: No Development Reported Size: 1 mg, 5 mg</p>



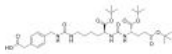
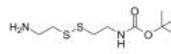
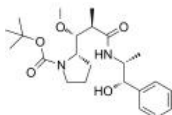
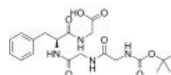
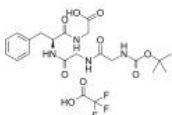

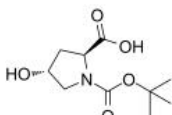
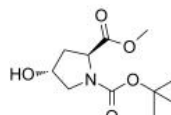
<p>BCN-PEG4-acid</p> <p style="text-align: right;">Cat. No.: HY-135971</p> <p>BCN-PEG4-acid is a cleavable 4 unit PEG ADC linker used in the synthesis of antibody-drug conjugates (ADCs).</p>  <p>Purity: >98% Clinical Data: No Development Reported Size: 50 mg, 250 mg</p>	<p>BCN-PEG4-HyNic</p> <p style="text-align: right;">Cat. No.: HY-136061</p> <p>BCN-PEG4-HyNic is a cleavable 4 unit PEG ADC linker used in the synthesis of antibody-drug conjugates (ADCs).</p>  <p>Purity: >98% Clinical Data: Size: 1 mg, 5 mg</p>
<p>BCN-PEG4-OH</p> <p style="text-align: right;">Cat. No.: HY-130925</p> <p>BCN-PEG4-OH is a non-cleavable 4 unit PEG ADC linker used in the synthesis of antibody-drug conjugates (ADCs).</p>  <p>Purity: >98% Clinical Data: No Development Reported Size: 1 mg, 5 mg</p>	<p>BCN-PEG4-Ts</p> <p style="text-align: right;">Cat. No.: HY-130927</p> <p>BCN-PEG4-Ts is a non-cleavable 4 unit PEG ADC linker used in the synthesis of antibody-drug conjugates (ADCs).</p>  <p>Purity: >98% Clinical Data: No Development Reported Size: 1 mg, 5 mg</p>
<p>BCN-SS-amine</p> <p style="text-align: right;">Cat. No.: HY-135972</p> <p>BCN-SS-amine is a cleavable ADC linker used in the synthesis of antibody-drug conjugates (ADCs).</p>  <p>Purity: >98% Clinical Data: Size: 1 mg, 5 mg</p>	<p>BCN-SS-NHS</p> <p style="text-align: right;">Cat. No.: HY-135973</p> <p>BCN-SS-NHS is a cleavable ADC linker used in the synthesis of antibody-drug conjugates (ADCs).</p>  <p>Purity: >98% Clinical Data: No Development Reported Size: 25 mg</p>
<p>BCOT-PEF3-OPFP</p> <p style="text-align: right;">Cat. No.: HY-136125</p> <p>BCOT-PEF3-OPFP is a cleavable ADC linker used in the synthesis of antibody-drug conjugates (ADCs).</p>  <p>Purity: >98% Clinical Data: Size: 1 mg, 5 mg</p>	<p>BDP FL DBCO</p> <p style="text-align: right;">Cat. No.: HY-140296</p> <p>BDP FL DBCO is a cleavable ADC linker used in the synthesis of antibody-drug conjugates (ADCs).</p>  <p>Purity: >98% Clinical Data: No Development Reported Size: 1 mg, 5 mg</p>
<p>Biotin-C4-amide-C5-NH2</p> <p style="text-align: right;">Cat. No.: HY-W096148</p> <p>Biotin-C4-amide-C5-NH2 is a cleavable ADC linker used in the synthesis of antibody-drug conjugates (ADCs).</p>  <p>Purity: >98% Clinical Data: No Development Reported Size: 1 mg, 5 mg</p>	<p>Biotin-PEG1-azide</p> <p style="text-align: right;">Cat. No.: HY-W096133</p> <p>Biotin-PEG1-azide is a cleavable 1 unit PEG ADC linker used in the synthesis of antibody-drug conjugates (ADCs).</p>  <p>Purity: >98% Clinical Data: No Development Reported Size: 1 mg, 5 mg</p>

<p>Biotin-PEG1-NH2</p> <p style="text-align: right;">Cat. No.: HY-W096135</p>	<p>Biotin-PEG2-acid</p> <p style="text-align: right;">Cat. No.: HY-126958</p>
<p>Biotin-PEG1-NH2 is a cleavable 1 unit PEG ADC linker used in the synthesis of antibody-drug conjugates (ADCs).</p>  <p>Purity: >98% Clinical Data: No Development Reported Size: 1 mg, 5 mg</p>	<p>Biotin-PEG2-acid is a non-cleavable 2 unit PEG ADC linker used in the synthesis of antibody-drug conjugates (ADCs). Biotin-PEG2-acid is a PEG-based PROTAC linker can be used in the synthesis of PROTACs.</p>  <p>Purity: 96.14% Clinical Data: No Development Reported Size: 50 mg, 100 mg, 250 mg</p>
<p>Biotin-PEG2-methyl ethanethioate</p> <p style="text-align: right;">Cat. No.: HY-138508</p>	<p>Biotin-PEG3-aldehyde</p> <p style="text-align: right;">Cat. No.: HY-136051</p>
<p>Biotin-PEG2-methyl ethanethioate is a cleavable 2 unit PEG ADC linker used in the synthesis of antibody-drug conjugates (ADCs).</p>  <p>Purity: >98% Clinical Data: No Development Reported Size: 1 mg, 5 mg</p>	<p>Biotin-PEG3-aldehyde is a cleavable 3 unit PEG ADC linker used in the synthesis of antibody-drug conjugates (ADCs).</p>  <p>Purity: >98% Clinical Data: No Development Reported Size: 1 mg, 5 mg</p>
<p>Biotin-PEG3-SS-azide</p> <p style="text-align: right;">Cat. No.: HY-140944</p>	<p>Biotin-PEG4-Dde-TAMRA-PEG3-Azide</p> <p style="text-align: right;">Cat. No.: HY-141091</p>
<p>Biotin-PEG3-SS-azide is a cleavable 3 unit PEG ADC linker used in the synthesis of antibody-drug conjugates (ADCs).</p>  <p>Purity: ≥98.0% Clinical Data: Size: 5 mg</p>	<p>Biotin-PEG4-Dde-TAMRA-PEG3-Azide is a cleavable 7 unit PEG ADC linker used in the synthesis of antibody-drug conjugates (ADCs).</p>  <p>Purity: >98% Clinical Data: Size: 1 mg, 5 mg</p>
<p>Biotin-PEG4-PFP ester</p> <p style="text-align: right;">Cat. No.: HY-138488</p>	<p>Biotin-PEG4-SS-azide</p> <p style="text-align: right;">Cat. No.: HY-139107</p>
<p>Biotin-PEG4-PFP ester is a cleavable 4 unit PEG ADC linker used in the synthesis of antibody-drug conjugates (ADCs).</p>  <p>Purity: >98% Clinical Data: No Development Reported Size: 1 mg, 5 mg</p>	<p>Biotin-PEG4-SS-azide is a cleavable, biotin-labeled, ADC linker used in the synthesis of antibody-drug conjugates (ADCs).</p>  <p>Purity: >98% Clinical Data: No Development Reported Size: 25 mg, 50 mg</p>
<p>Biotin-sar-oh</p> <p style="text-align: right;">Cat. No.: HY-W096127</p>	<p>Bis-(PEG6-acid)-SS</p> <p style="text-align: right;">Cat. No.: HY-140115</p>
<p>Biotin-sar-oh is a cleavable ADC linker used in the synthesis of antibody-drug conjugates (ADCs).</p>  <p>Purity: >98% Clinical Data: No Development Reported Size: 1 mg, 5 mg</p>	<p>Bis-(PEG6-acid)-SS is a cleavable 6 unit PEG ADC linker used in the synthesis of antibody-drug conjugates (ADCs).</p>  <p>Purity: >98% Clinical Data: Size: 1 mg, 5 mg</p>

<p>Bis-PEG1-NHS ester</p> <p style="text-align: right;">Cat. No.: HY-130089</p> <p>Bis-PEG1-NHS ester is a noncleavable 1-unit PEG linker for antibody-drug-conjugation (ADC).</p>  <p>Purity: ≥95.0% Clinical Data: No Development Reported Size: 50 mg, 100 mg</p>	<p>Bis-PEG1-PFP ester</p> <p style="text-align: right;">Cat. No.: HY-112561</p> <p>Bis-PEG1-PFP ester is a non-cleavable (1 unit PEG) ADC linker used in the synthesis of antibody-drug conjugates (ADCs).</p>  <p>Purity: >98% Clinical Data: No Development Reported Size: 1 mg, 5 mg</p>
<p>Bis-PEG10-NHS ester</p> <p style="text-align: right;">Cat. No.: HY-130824</p> <p>Bis-PEG10-NHS ester is a PEG/Alkyl/ether-based PROTAC linker can be used in the synthesis of PROTACs. Bis-PEG10-NHS ester is a cleavable ADC linker used in the synthesis of antibody-drug conjugates (ADCs).</p>  <p>Purity: >98% Clinical Data: No Development Reported Size: 1 mg, 5 mg</p>	<p>Bis-PEG13-NHS ester</p> <p style="text-align: right;">Cat. No.: HY-130825</p> <p>Bis-PEG13-NHS ester is a PEG/Alkyl/ether-based PROTAC linker can be used in the synthesis of PROTACs. Bis-PEG13-NHS ester is a cleavable ADC linker used in the synthesis of antibody-drug conjugates (ADCs).</p>  <p>Purity: >98% Clinical Data: No Development Reported Size: 1 mg, 5 mg</p>
<p>Bis-PEG17-NHS ester</p> <p style="text-align: right;">Cat. No.: HY-130826</p> <p>Bis-PEG17-NHS ester is a PEG/Alkyl/ether-based PROTAC linker can be used in the synthesis of PROTACs. Bis-PEG17-NHS ester is a cleavable ADC linker used in the synthesis of antibody-drug conjugates (ADCs).</p>  <p>Purity: >98% Clinical Data: No Development Reported Size: 1 mg, 5 mg</p>	<p>bis-PEG2-endo-BCN</p> <p style="text-align: right;">Cat. No.: HY-140078</p> <p>bis-PEG2-endo-BCN is a cleavable 2 unit PEG ADC linker used in the synthesis of antibody-drug conjugates (ADCs).</p>  <p>Purity: 98.10% Clinical Data: Size: 50 mg</p>
<p>Bis-PEG2-PFP ester</p> <p style="text-align: right;">Cat. No.: HY-112560</p> <p>Bis-PEG2-PFP ester is also a non-cleavable 2 unit PEG ADC linker used in the synthesis of antibody-drug conjugates (ADCs). Bis-PEG2-PFP ester is also a PEG-based PROTAC linker that can be used in the synthesis of PROTACs.</p>  <p>Purity: >98% Clinical Data: No Development Reported Size: 1 mg, 5 mg</p>	<p>Bis-PEG21-NHS ester</p> <p style="text-align: right;">Cat. No.: HY-130827</p> <p>Bis-PEG21-NHS ester is a PEG/Alkyl/ether-based PROTAC linker can be used in the synthesis of PROTACs. Bis-PEG21-NHS ester is a cleavable ADC linker used in the synthesis of antibody-drug conjugates (ADCs).</p>  <p>Purity: >98% Clinical Data: No Development Reported Size: 1 mg, 5 mg</p>
<p>Bis-PEG25-NHS ester</p> <p style="text-align: right;">Cat. No.: HY-130828</p> <p>Bis-PEG25-NHS ester is a PEG/Alkyl/ether-based PROTAC linker can be used in the synthesis of PROTACs. Bis-PEG25-NHS ester is a cleavable ADC linker used in the synthesis of antibody-drug conjugates (ADCs).</p>  <p>Purity: >98% Clinical Data: No Development Reported Size: 1 mg, 5 mg</p>	<p>Bis-PEG3-NHS ester</p> <p style="text-align: right;">Cat. No.: HY-130087</p> <p>Bis-PEG3-NHS ester is a noncleavable 3-unit PEG linker for antibody-drug-conjugation (ADC).</p>  <p>Purity: >98% Clinical Data: No Development Reported Size: 1 mg, 5 mg</p>

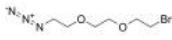

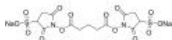


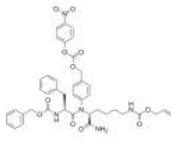
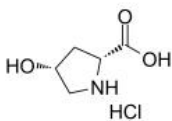
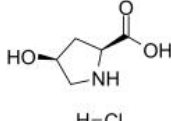


<p>Bis-PEG5-NHS ester</p> <p style="text-align: right;">Cat. No.: HY-126889</p> <p>Bis-PEG5-NHS ester is a PEG/Alkyl/ether-based PROTAC linker can be used in the synthesis of PROTACs. Bis-PEG5-NHS ester is a cleavable ADC linker used in the synthesis of antibody-drug conjugates (ADCs).</p>  <p>Purity: >98% Clinical Data: No Development Reported Size: 1 mg, 5 mg</p>	<p>Bis-PEG6-NHS ester</p> <p style="text-align: right;">Cat. No.: HY-130410</p> <p>Bis-PEG6-NHS ester is a PEG-based PROTAC linker can be used in the synthesis of PROTACs. Bis-PEG6-NHS ester is a cleavable ADC linker used in the synthesis of antibody-drug conjugates (ADCs).</p>  <p>Purity: ≥97.0% Clinical Data: No Development Reported Size: 100 mg, 250 mg</p>
<p>Bis-PEG7-acid</p> <p style="text-align: right;">Cat. No.: HY-126892</p> <p>Bis-PEG7-acid is a PEG-based PROTAC linker can be used in the synthesis of PROTACs. Bis-PEG6-propionic acid is a cleavable ADC linker used in the synthesis of antibody-drug conjugates (ADCs).</p>  <p>Purity: >98% Clinical Data: No Development Reported Size: 1 mg, 5 mg</p>	<p>Bis-PEG7-NHS ester</p> <p style="text-align: right;">Cat. No.: HY-126890</p> <p>Bis-PEG7-NHS ester is a PEG/Alkyl/ether-based PROTAC linker can be used in the synthesis of PROTACs. Bis-PEG7-NHS ester is a cleavable ADC linker used in the synthesis of antibody-drug conjugates (ADCs).</p>  <p>Purity: ≥98.0% Clinical Data: No Development Reported Size: 25 mg, 50 mg, 100 mg</p>
<p>Bis-PEG8-acid</p> <p style="text-align: right;">Cat. No.: HY-126893</p> <p>Bis-PEG8-acid is a PEG-based PROTAC linker can be used in the synthesis of PROTACs. Bis-PEG8-acid is a cleavable ADC linker used in the synthesis of antibody-drug conjugates (ADCs).</p>  <p>Purity: >98% Clinical Data: No Development Reported Size: 1 mg, 5 mg</p>	<p>Bis-PEG9-acid</p> <p style="text-align: right;">Cat. No.: HY-126894</p> <p>Bis-PEG9-acid is a PEG-based PROTAC linker can be used in the synthesis of PROTACs. Bis-PEG9-acid is a cleavable ADC linker used in the synthesis of antibody-drug conjugates (ADCs).</p>  <p>Purity: >98% Clinical Data: No Development Reported Size: 1 mg, 5 mg</p>
<p>Bis-PEG9-NHS ester</p> <p style="text-align: right;">Cat. No.: HY-117009</p> <p>Bis-PEG9-NHS ester is a PEG/Alkyl/ether-based PROTAC linker can be used in the synthesis of PROTACs. Bis-PEG9-NHS ester is a cleavable ADC linker used in the synthesis of antibody-drug conjugates (ADCs).</p>  <p>Purity: ≥95.0% Clinical Data: No Development Reported Size: 25 mg, 50 mg, 100 mg</p>	<p>Bis-SS-C3-NHS ester</p> <p style="text-align: right;">Cat. No.: HY-133584</p> <p>Bis-SS-C3-NHS ester is a cleavable ADC linker used in the synthesis of antibody-drug conjugates (ADCs).</p>  <p>Purity: >98% Clinical Data: No Development Reported Size: 1 mg, 5 mg</p>
<p>Bis-SS-C3-sulfo-NHS ester</p> <p style="text-align: right;">Cat. No.: HY-133585</p> <p>Bis-SS-C3-sulfo-NHS ester is a cleavable ADC linker used in the synthesis of antibody-drug conjugates (ADCs).</p>  <p>Purity: >98% Clinical Data: No Development Reported Size: 1 mg, 5 mg</p>	<p>Bis-sulfone-PEG3-Azide</p> <p style="text-align: right;">Cat. No.: HY-138745</p> <p>Bis-sulfone-PEG3-Azide is a cleavable ADC linker used in the synthesis of antibody-drug conjugates (ADCs).</p>  <p>Purity: >98% Clinical Data: No Development Reported Size: 5 mg</p>




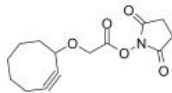
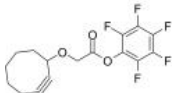
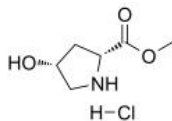
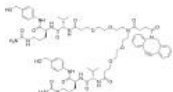
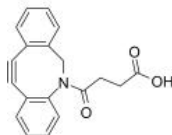
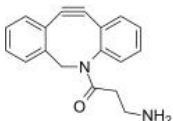
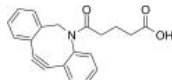
<p>Bis-Tos-(2-hydroxyethyl disulfide)</p> <p style="text-align: right;">Cat. No.: HY-140126</p> <p>Bis-Tos-(2-hydroxyethyl disulfide) is a cleavable ADC linker used in the synthesis of antibody-drug conjugates (ADCs).</p>  <p>Purity: >98% Clinical Data: No Development Reported Size: 1 mg, 5 mg</p>	<p>Bis-PEG2-NHS ester</p> <p style="text-align: right;">Cat. No.: HY-130088</p> <p>Bis-PEG2-NHS ester is a noncleavable 2-unit PEG linker for antibody-drug-conjugation (ADC).</p>  <p>Purity: ≥98.0% Clinical Data: No Development Reported Size: 5 mg, 10 mg, 50 mg</p>
<p>Bis-PEG4-NHS ester</p> <p style="text-align: right;">Cat. No.: HY-130086</p> <p>Bis-PEG4-NHS ester is a noncleavable 4-unit PEG linker for antibody-drug-conjugation (ADC).</p>  <p>Purity: >98% Clinical Data: No Development Reported Size: 1 mg, 5 mg</p>	<p>BMPS</p> <p style="text-align: right;">Cat. No.: HY-42146</p> <p>BMPS is a noncleavable ADC linker used in the synthesis of antibody-drug conjugates (ADCs).</p>  <p>Purity: 99.93% Clinical Data: No Development Reported Size: 100 mg, 500 mg, 1 g</p>
<p>BnO-PEG6-OH</p> <p style="text-align: right;">Cat. No.: HY-W042654</p> <p>BnO-PEG6-OH is a non-cleavable 6 unit PEG ADC linker used in the synthesis of antibody-drug conjugates (ADCs). BnO-PEG6-OH is also a PEG-based PROTAC linker can be used in the synthesis of PROTACs.</p>  <p>Purity: 99.88% Clinical Data: No Development Reported Size: 100 mg</p>	<p>Boc-amino-PEG3-SS-acid</p> <p style="text-align: right;">Cat. No.: HY-136037</p> <p>Boc-amino-PEG3-SS-acid is a cleavable 3 unit PEG ADC linker used in the synthesis of antibody-drug conjugates (ADCs).</p>  <p>Purity: >98% Clinical Data: No Development Reported Size: 1 mg, 5 mg</p>
<p>Boc-amino-PEG3-SSPy</p> <p style="text-align: right;">Cat. No.: HY-136041</p> <p>Boc-amino-PEG3-SSPy is a cleavable 3 unit PEG ADC linker used in the synthesis of antibody-drug conjugates (ADCs).</p>  <p>Purity: >98% Clinical Data: No Development Reported Size: 1 mg, 5 mg</p>	<p>Boc-aminoxy-amide-PEG4-propargyl</p> <p style="text-align: right;">Cat. No.: HY-133436</p> <p>Boc-aminoxy-amide-PEG4-propargyl is a non-cleavable 4 unit PEG ADC linker used in the synthesis of antibody-drug conjugates (ADCs).</p>  <p>Purity: >98% Clinical Data: No Development Reported Size: 1 mg, 5 mg</p>
<p>Boc-aminoxy-ethyl-SS-propanol</p> <p style="text-align: right;">Cat. No.: HY-140117</p> <p>Boc-aminoxy-ethyl-SS-propanol is a cleavable ADC linker used in the synthesis of antibody-drug conjugates (ADCs).</p>  <p>Purity: >98% Clinical Data: No Development Reported Size: 1 mg, 5 mg</p>	<p>Boc-Aminoxy-PEG2-bromide</p> <p style="text-align: right;">Cat. No.: HY-135962</p> <p>Boc-Aminoxy-PEG2-bromide is a cleavable 2 unit PEG ADC linker used in the synthesis of antibody-drug conjugates (ADCs).</p>  <p>Purity: >98% Clinical Data: No Development Reported Size: 1 mg, 5 mg</p>

<p>Boc-C14-COOH</p> <p style="text-align: right;">Cat. No.: HY-W034599</p> <p>Boc-C14-COOH is a non-cleavable ADC linker used in the synthesis of antibody-drug conjugates (ADCs). Boc-C14-COOH is also a alkyl chain-based PROTAC linker that can be used in the synthesis of PROTACs.</p>  <p>Purity: >98% Clinical Data: No Development Reported Size: 1 mg, 5 mg</p>	<p>Boc-C16-COOH</p> <p style="text-align: right;">Cat. No.: HY-W045598</p> <p>Boc-C16-COOH is a non-cleavable ADC linker used in the synthesis of antibody-drug conjugates (ADCs). Boc-C16-COOH is also a alkyl chain-based PROTAC linker that can be used in the synthesis of PROTACs<su.</p>  <p>Purity: ≥97.0% Clinical Data: No Development Reported Size: 50 mg, 100 mg, 250 mg</p>
<p>Boc-C2-Urea-bis(Boc)-C4-Urea-4-phenylacetic acid</p> <p style="text-align: right;">Cat. No.: HY-108379</p> <p>Boc-C2-Urea-bis(Boc)-C4-Urea-4-phenylacetic acid is a cleavable ADC linker used in the synthesis of antibody-drug conjugates (ADCs).</p>  <p>Purity: >98% Clinical Data: No Development Reported Size: 1 mg, 5 mg</p>	<p>Boc-Cystamine</p> <p style="text-align: right;">Cat. No.: HY-140098</p> <p>Boc-Cystamine is a cleavable ADC linker used in the synthesis of antibody-drug conjugates (ADCs).</p>  <p>Purity: >98% Clinical Data: Size: 1 mg, 5 mg</p>
<p>Boc-Dap-NE</p> <p style="text-align: right;">Cat. No.: HY-78931</p> <p>Boc-Dap-NE, a dipeptide, is a cleavable ADC linker used in the synthesis of antibody-drug conjugates (ADCs).</p>  <p>Purity: >98% Clinical Data: No Development Reported Size: 10 mM × 1 mL, 50 mg, 100 mg</p>	<p>Boc-Gly-Gly-Phe-Gly-OH</p> <p style="text-align: right;">Cat. No.: HY-P1449</p> <p>Boc-Gly-Gly-Phe-Gly-OH, a self-assembly of N- and C-protected tetrapeptide, is a protease cleavable linker used for the antibody-drug conjugate (ADC).</p>  <p>Purity: 99.10% Clinical Data: No Development Reported Size: 10 mg</p>
<p>Boc-Gly-Gly-Phe-Gly-OH TFA</p> <p style="text-align: right;">Cat. No.: HY-P1449A</p> <p>Boc-Gly-Gly-Phe-Gly-OH TFA, a self-assembly of N- and C-protected tetrapeptide, is a protease cleavable linker used for the antibody-drug conjugate (ADC).</p>  <p>Purity: 98.27% Clinical Data: No Development Reported Size: 10 mg</p>	<p>Boc-gly-PEG3-endo-BCN</p> <p style="text-align: right;">Cat. No.: HY-140081</p> <p>Boc-gly-PEG3-endo-BCN is a PEG-based PROTAC linker that can be used in the synthesis of PROTACs. Boc-gly-PEG3-endo-BCN is also a cleavable 2 unit PEG ADC linker used in the synthesis of antibody-drug conjugates (ADCs).</p>  <p>Purity: >98% Clinical Data: No Development Reported Size: 1 mg, 5 mg</p>
<p>Boc-Hyp-OH</p> <p style="text-align: right;">Cat. No.: HY-10781</p> <p>Boc-Hyp-OH is a non-cleavable ADC linker used in the synthesis of antibody-drug conjugates (ADCs). Boc-Hyp-OH is also a alkyl chain-based PROTAC linker that can be used in the synthesis of PROTACs<sup>5</sup>.</p>  <p>Purity: >98% Clinical Data: No Development Reported Size: 1 g, 5 g</p>	<p>Boc-Hyp-OMe</p> <p style="text-align: right;">Cat. No.: HY-65039</p> <p>Boc-Hyp-OMe is a non-cleavable ADC linker used in the synthesis of antibody-drug conjugates (ADCs). Boc-Hyp-OMe is also a alkyl chain-based PROTAC linker that can be used in the synthesis of PROTACs.</p>  <p>Purity: >98% Clinical Data: No Development Reported Size: 1 g, 5 g</p>

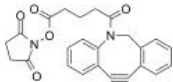
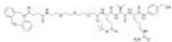

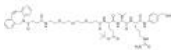






<p>Boc-NH-C6-Br</p> <p style="text-align: right;">Cat. No.: HY-W011561</p> <p>Boc-NH-C6-Br is a non-cleavable linker used for antibody-drug conjugates (ADC).</p>  <p>Purity: ≥95.0% Clinical Data: No Development Reported Size: 100 mg</p>	<p>Boc-NH-ethyl-SS-propionic acid</p> <p style="text-align: right;">Cat. No.: HY-140116</p> <p>Boc-NH-ethyl-SS-propionic acid is a cleavable ADC linker used in the synthesis of antibody-drug conjugates (ADCs).</p>  <p>Purity: >98% Clinical Data: Size: 100 mg, 250 mg, 500 mg</p>
<p>Boc-NH-PEG1-CH2CH2COOH</p> <p style="text-align: right;">Cat. No.: HY-120775</p> <p>Boc-NH-PEG1-CH2CH2COOH is a cleavable (1 unit PEG) ADC linker and also a PEG- and Alkyl/ether-based PROTAC linker can be used in the synthesis of antibody-drug conjugates (ADCs) or PROTACs.</p>  <p>Purity: >98% Clinical Data: No Development Reported Size: 1 mg, 5 mg</p>	<p>Boc-NH-PEG3-C2-triazole-DBCO-PEG4-VC-PAB-DMEA</p> <p style="text-align: right;">Cat. No.: HY-126677</p> <p>Boc-NH-PEG3-C2-triazole-DBCO-PEG4-VC-PAB-DMEA is a double cleavable 3-unit and 4-unit PEG linker for antibody-drug-conjugation (ADC). Boc-NH-PEG3-C2-triazole-DBCO-PEG4-VC-PAB-DMEA also is a PROTAC linker that can be used in the synthesis of PROTACs.</p>  <p>Purity: >98% Clinical Data: No Development Reported Size: 1 mg, 5 mg</p>
<p>Boc-NH-PEG4-CH2CH2COOH</p> <p style="text-align: right;">Cat. No.: HY-W040132</p> <p>Boc-NH-PEG4-CH2CH2COOH is a PEG-based PROTAC linker can be used in the synthesis of PROTAC. Boc-NH-PEG4-CH2CH2COOH is also a cleavable ADC linker used as a linker for antibody-drug conjugates (ADC).</p>  <p>Purity: >98% Clinical Data: No Development Reported Size: 100 mg</p>	<p>Boc-NH-PEG4-CH2CH2NH2</p> <p style="text-align: right;">Cat. No.: HY-W008352</p> <p>Boc-NH-PEG4-CH2CH2NH2 a cleavable 5 unit PEG ADC linker used in the synthesis of antibody-drug conjugates (ADCs). Boc-NH-PEG4-CH2CH2NH2 is also a PEG-based PROTAC linker that can be used in the synthesis of PROTACs.</p>  <p>Purity: ≥97.0% Clinical Data: No Development Reported Size: 100 mg</p>
<p>Boc-NH-PEG4-CH2COOH</p> <p style="text-align: right;">Cat. No.: HY-42640</p> <p>Boc-NH-PEG4-CH2COOH is a cleavable ADC linker used as a linker for antibody-drug conjugates (ADC). Boc-NH-PEG4-CH2COOH is also a PEG-based PROTAC linker that can be used in the synthesis of PROTACs.</p>  <p>Purity: >98% Clinical Data: No Development Reported Size: 25 mg, 50 mg, 100 mg</p>	<p>Boc-NH-PEG6-CH2CH2COOH</p> <p style="text-align: right;">Cat. No.: HY-W040244</p> <p>Boc-NH-PEG6-CH2CH2COOH is a cleavable ADC linker used as a linker for antibody-drug conjugates (ADC). Boc-NH-PEG6-CH2CH2COOH is also a PEG-based PROTAC linker that can be used in the synthesis of PROTACs.</p>  <p>Purity: >98% Clinical Data: No Development Reported Size: 1 mg, 5 mg</p>
<p>Boc-NMe-Val-Val-Dil-Dap-OH</p> <p style="text-align: right;">Cat. No.: HY-130956</p> <p>Boc-NMe-Val-Val-Dil-Dap-OH is a cleavable ADC linker used in the synthesis of antibody-drug conjugates (ADCs).</p>  <p>Purity: >98% Clinical Data: No Development Reported Size: 1 mg, 5 mg</p>	<p>Boc-Phe-(Alloc)Lys-PAB-PNP</p> <p style="text-align: right;">Cat. No.: HY-129353</p> <p>Boc-Phe-(Alloc)Lys-PAB-PNP is used as a cleavable linker for antibody-drug conjugates (ADC).</p>  <p>Purity: >98% Clinical Data: No Development Reported Size: 1 g</p>


<p>Boc-trans-D-Hyp-OMe</p> <p>Cat. No.: HY-W017882</p> <p>Boc-trans-D-Hyp-OMe is a non-cleavable ADC linker used in the synthesis of antibody-drug conjugates (ADCs). Boc-trans-D-Hyp-OMe is also a alkyl chain-based PROTAC linker that can be used in the synthesis of PROTACs.</p>  <p>Purity: >98% Clinical Data: No Development Reported Size: 100 mg, 250 mg</p>	<p>Boc-Val-Ala-PAB-PNP</p> <p>Cat. No.: HY-130932</p> <p>Boc-Val-Ala-PAB-PNP is a cleavable ADC linker used in the synthesis of antibody-drug conjugates (ADCs).</p>  <p>Purity: >98% Clinical Data: No Development Reported Size: 50 mg, 100 mg</p>
<p>Boc-Val-Cit-OH</p> <p>Cat. No.: HY-W038702</p> <p>Boc-Val-Cit-OH is a cleavable ADC linker used in the synthesis of antibody-drug conjugates (ADCs).</p>  <p>Purity: ≥95.0% Clinical Data: No Development Reported Size: 250 mg, 500 mg, 1 g</p>	<p>Boc-Val-Cit-PAB</p> <p>Cat. No.: HY-141141</p> <p>Boc-Val-Cit-PAB is a cleavable ADC linker used in the synthesis of antibody-drug conjugates (ADCs).</p>  <p>Purity: 99.99% Clinical Data: Size: 25 mg, 50 mg, 100 mg</p>
<p>Boc-Val-Cit-PAB-PNP</p> <p>Cat. No.: HY-141142</p> <p>Boc-Val-Cit-PAB-PNP is a cleavable ADC linker used in the synthesis of antibody-drug conjugates (ADCs).</p>  <p>Purity: 98.74% Clinical Data: No Development Reported Size: 5 mg, 10 mg, 50 mg, 100 mg</p>	<p>Boc-Val-Dil-Dap-OH</p> <p>Cat. No.: HY-130961</p> <p>Boc-Val-Dil-Dap-OH is a cleavable ADC linker used in the synthesis of antibody-drug conjugates (ADCs).</p>  <p>Purity: 99.86% Clinical Data: No Development Reported Size: 100 mg</p>
<p>Boc-Val-Dil-Dap-Phe-OMe</p> <p>Cat. No.: HY-130975</p> <p>Boc-Val-Dil-Dap-Phe-OMe is a cleavable ADC linker used in the synthesis of antibody-drug conjugates (ADCs).</p>  <p>Purity: >98% Clinical Data: No Development Reported Size: 1 mg, 5 mg</p>	<p>Bocaminoxyacetamide-PEG2-Azido</p> <p>Cat. No.: HY-136099</p> <p>Bocaminoxyacetamide-PEG2-Azido is a cleavable 2 unit PEG ADC linker used in the synthesis of antibody-drug conjugates (ADCs).</p>  <p>Purity: >98% Clinical Data: Size: 1 mg, 5 mg</p>
<p>Bocaminoxyacetamide-PEG3-alkyne</p> <p>Cat. No.: HY-136101</p> <p>Bocaminoxyacetamide-PEG3-alkyne is a cleavable 3 unit PEG ADC linker used in the synthesis of antibody-drug conjugates (ADCs).</p>  <p>Purity: >98% Clinical Data: Size: 1 mg, 5 mg</p>	<p>Br-PEG4-C2-Boc</p> <p>Cat. No.: HY-130315</p> <p>Br-PEG4-C2-Boc is a cleavable 4 unit PEG ADC linker used in the synthesis of antibody-drug conjugates (ADCs).</p>  <p>Purity: ≥98.0% Clinical Data: No Development Reported Size: 50 mg, 100 mg, 250 mg</p>

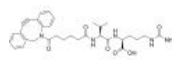
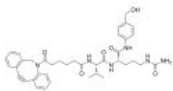
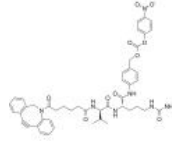
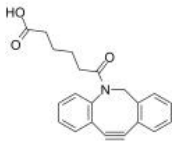

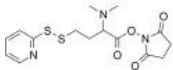
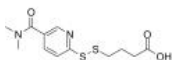
<p>Bromo-PEG2-C2-azide</p> <p>Cat. No.: HY-130485</p>	<p>Bromoacetamido-PEG4-acid</p> <p>Cat. No.: HY-141382</p>
<p>Bromo-PEG2-C2-azide is a non-cleavable ADC linker used in the synthesis of antibody-drug conjugates (ADCs). Bromo-PEG2-C2-azide is also a PEG-based PROTAC linker that can be used in the synthesis of PROTACs.</p> <p></p> <p>Purity: 98.10% Clinical Data: No Development Reported Size: 50 mg, 100 mg</p>	<p>Bromoacetamido-PEG4-acid is a PEG-based PROTAC linker that can be used in the synthesis of PROTACs. Bromoacetamido-PEG4-acid is also a cleavable 4 unit PEG ADC linker used in the synthesis of antibody-drug conjugates (ADCs).</p> <p></p> <p>Purity: >98% Clinical Data: No Development Reported Size: 1 mg, 5 mg</p>
<p>BS2G Crosslinker disodium</p> <p>Cat. No.: HY-130547</p>	<p>BS3 Crosslinker</p> <p>Cat. No.: HY-124329</p>
<p>BS2G Crosslinker (disodium) is a non-cleavable ADC linker used in the synthesis of antibody-drug conjugates (ADCs).</p> <p></p> <p>Purity: >98% Clinical Data: No Development Reported Size: 1 mg, 5 mg</p>	<p>BS3 Crosslinker is a non-cleavable ADC linker used in the synthesis of antibody-drug conjugates (ADCs).</p> <p></p> <p>Purity: >98% Clinical Data: No Development Reported Size: 1 mg, 5 mg</p>
<p>BS3 Crosslinker disodium</p> <p>Cat. No.: HY-124329A</p>	<p>Cbz-Phe-(Alloc)Lys-PAB-PNP</p> <p>Cat. No.: HY-129352</p>
<p>BS3 Crosslinker disodium is a non-cleavable ADC linker used in the synthesis of antibody-drug conjugates (ADCs).</p> <p></p> <p>Purity: ≥98.0% Clinical Data: No Development Reported Size: 100 mg</p>	<p>Cbz-Phe-(Alloc)Lys-PAB-PNP is a cleavable linker for antibody-drug conjugates (ADC) design.</p> <p></p> <p>Purity: >98% Clinical Data: No Development Reported Size: 100 mg, 500 mg</p>
<p>cis-4-Hydroxy-D-proline hydrochloride</p> <p>Cat. No.: HY-76104</p>	<p>cis-4-Hydroxy-L-proline hydrochloride</p> <p>Cat. No.: HY-W019213</p>
<p>cis-4-Hydroxy-D-proline hydrochloride is a non-cleavable ADC linker used in the synthesis of antibody-drug conjugates (ADCs). cis-4-Hydroxy-D-proline hydrochloride is also a alkyl chain-based PROTAC linker that can be used in the synthesis of PROTACs.</p> <p></p> <p>Purity: >98% Clinical Data: No Development Reported Size: 1 g, 5 g</p>	<p>cis-4-Hydroxy-L-proline hydrochloride is a cleavable ADC linker used in the synthesis of antibody-drug conjugates (ADCs). cis-4-Hydroxy-L-proline hydrochloride is also a PEG-based PROTAC linker that can be used in the synthesis of PROTACs.</p> <p></p> <p>Purity: ≥97.0% Clinical Data: No Development Reported Size: 250 mg, 500 mg</p>
<p>CL2 Linker</p> <p>Cat. No.: HY-128947</p>	<p>CL2A</p> <p>Cat. No.: HY-128945</p>
<p>CL2 Linker is a cleavable ADC linker. CL2-SN-38 and CL2A-SN-38 are equivalent in drug substitution (~6), cell binding (K_d ~1.2 nM), cytotoxicity (IC_{50} ~2.2 nM), and serum stability in vitro ($t_{1/2}$ ~20 hours).</p> <p></p> <p>Purity: >98% Clinical Data: No Development Reported Size: 1 mg, 5 mg</p>	<p>CL2A is a cleavable complicated PEG8- and triazole-containing PABC-peptide-mc linker. CL2A is cleavable through pH sensitivity, giving rise to bystander effect, and binds the antibody at a cysteine residue via a disulfide bond. Labetuzumab govitican used this linker.</p> <p></p> <p>Purity: >98% Clinical Data: No Development Reported Size: 5 mg, 10 mg</p>

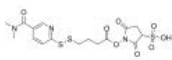
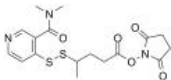

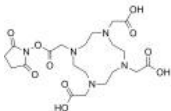
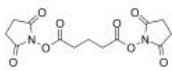
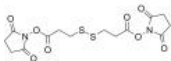
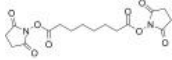

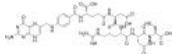

<p>Cyclooctyne-O-amido-PEG2-PFP ester</p> <p>Cat. No.: HY-133573</p>	<p>Cyclooctyne-O-amido-PEG3-PFP ester</p> <p>Cat. No.: HY-133575</p>
<p>Cyclooctyne-O-amido-PEG2-PFP ester is a non-cleavable 2 unit PEG ADC linker used in the synthesis of antibody-drug conjugates (ADCs).</p>  <p>Purity: >98% Clinical Data: No Development Reported Size: 1 mg, 5 mg</p>	<p>Cyclooctyne-O-amido-PEG3-PFP ester is a non-cleavable 3 unit PEG ADC linker used in the synthesis of antibody-drug conjugates (ADCs).</p>  <p>Purity: >98% Clinical Data: No Development Reported Size: 1 mg, 5 mg</p>
<p>Cyclooctyne-O-amido-PEG4-PFP ester</p> <p>Cat. No.: HY-133576</p>	<p>Cyclooctyne-O-NHS ester</p> <p>Cat. No.: HY-126517</p>
<p>Cyclooctyne-O-amido-PEG4-PFP ester is a non-cleavable 4 unit PEG ADC linker used in the synthesis of antibody-drug conjugates (ADCs).</p>  <p>Purity: >98% Clinical Data: No Development Reported Size: 1 mg, 5 mg</p>	<p>Cyclooctyne-O-NHS ester is a cleavable ADC linker used in the synthesis of antibody-drug conjugates (ADCs).</p>  <p>Purity: ≥95.0% Clinical Data: No Development Reported Size: 10 mg, 100 mg, 500 mg, 1 g</p>
<p>Cyclooctyne-O-PFP ester</p> <p>Cat. No.: HY-126518</p>	<p>D-Proline, 4-hydroxy-, methyl ester hydrochloride</p> <p>Cat. No.: HY-76105</p>
<p>Cyclooctyne-O-PFP ester is a cleavable ADC linker used in the synthesis of antibody-drug conjugates (ADCs).</p>  <p>Purity: 95.05% Clinical Data: No Development Reported Size: 100 mg, 1 g</p>	<p>D-Proline, 4-hydroxy-, methyl ester hydrochloride is a non-cleavable ADC linker used in the synthesis of antibody-drug conjugates (ADCs).</p>  <p>Purity: >98% Clinical Data: No Development Reported Size: 1 mg, 5 mg</p>
<p>DBCO-(PEG2-Val-Cit-PAB)2</p> <p>Cat. No.: HY-126676</p>	<p>DBCO-acid</p> <p>Cat. No.: HY-42972</p>
<p>DBCO-(PEG2-Val-Cit-PAB)2 is a dual cleavable ADC linker for antibody-drug conjugates (ADCs). DBCO-(PEG2-Val-Cit-PAB)2 is also a PEG-based PROTAC linker that can be used in the synthesis of PROTACs.</p>  <p>Purity: >98% Clinical Data: No Development Reported Size: 1 mg, 5 mg</p>	<p>DBCO-acid is a cleavable ADC linker used in the synthesis of ADC linker DBCO-NHS ester (HY-115524 and HY-115545), and drug-linker conjugates DBCO-PEG-MMAE (HY-111012 and HY-126690).</p>  <p>Purity: 99.63% Clinical Data: No Development Reported Size: 10 mM × 1 mL, 10 mg, 50 mg, 100 mg</p>
<p>DBCO-amine</p> <p>Cat. No.: HY-W000423</p>	<p>DBCO-C3-Acid</p> <p>Cat. No.: HY-120903</p>
<p>DBCO-amine is a cleavable ADC linker used in the synthesis of antibody-drug conjugates (ADCs).</p>  <p>Purity: 98.86% Clinical Data: No Development Reported Size: 50 mg, 100 mg</p>	<p>DBCO-C3-Acid is a Click Chemistry intermediate used in the synthesis of antibody-drug conjugate (ADC) linker.</p>  <p>Purity: ≥95.0% Clinical Data: No Development Reported Size: 50 mg, 100 mg</p>

<p>DBCO-CONH-S-S-NHS ester</p> <p>Cat. No.: HY-133413</p>	<p>DBCO-Maleimide</p> <p>Cat. No.: HY-116270</p>
<p>DBCO-CONH-S-S-NHS ester is a cleavable ADC linker used in the synthesis of antibody-drug conjugates (ADCs).</p>  <p>Purity: 95.04% Clinical Data: No Development Reported Size: 25 mg, 50 mg, 100 mg</p>	<p>DBCO-Maleimide is a cleavable ADC linker used in the synthesis of antibody-drug conjugates (ADCs).</p>  <p>Purity: 96.41% Clinical Data: No Development Reported Size: 10 mg, 50 mg, 100 mg, 250 mg</p>
<p>DBCO-N-bis(PEG4-NHS ester)</p> <p>Cat. No.: HY-145090</p>	<p>DBCO-NHCO-PEG4-acid</p> <p>Cat. No.: HY-125541</p>
<p>DBCO-N-bis(PEG4-NHS ester) is a PEG linker which contains two PEG4-NHS ester and a DBCO group. DBCO-N-bis(PEG4-NHS ester) is useful for protein modification or labeling.</p>  <p>Purity: >98% Clinical Data: No Development Reported Size: 1 mg, 5 mg</p>	<p>DBCO-Amide-PEG5-acid is a PEG-based PROTAC linker can be used in the synthesis of PROTACs. DBCO-Amide-PEG5-acid is a cleavable ADC linker used in the synthesis of antibody-drug conjugates (ADCs).</p>  <p>Purity: >98% Clinical Data: No Development Reported Size: 1 mg, 5 mg</p>
<p>DBCO-NHCO-PEG4-amine</p> <p>Cat. No.: HY-124386</p>	<p>DBCO-NHCO-PEG4-NH-Boc</p> <p>Cat. No.: HY-126884</p>
<p>DBCO-NHCO-PEG4-amine is a PEG-based PROTAC linker can be used in the synthesis of PROTACs. DBCO-NHCO-PEG4-amine is a cleavable ADC linker used to conjugate MMAE (HY-15162) and antibody (e.g).</p>  <p>Purity: >98% Clinical Data: No Development Reported Size: 1 mg, 5 mg</p>	<p>DBCO-NHCO-PEG4-NH-Boc is a PEG/Alkyl/ether-based PROTAC linker can be used in the synthesis of PROTACs. DBCO-NHCO-PEG4-NH-Boc is a cleavable ADC linker used in the synthesis of antibody-drug conjugates (ADCs).</p>  <p>Purity: >98% Clinical Data: No Development Reported Size: 1 mg, 5 mg</p>
<p>DBCO-NHCO-PEG4-NHS ester</p> <p>Cat. No.: HY-111456</p>	<p>DBCO-NHCO-S-S-NHS ester</p> <p>Cat. No.: HY-133412</p>
<p>DBCO-NHCO-PEG4-NHS ester is a PEG/Alkyl/ether-based PROTAC linker can be used in the synthesis of PROTACs. DBCO-NHCO-PEG4-NHS ester is a cleavable ADC linker used in the synthesis of antibody-drug conjugates (ADCs).</p>  <p>Purity: >98% Clinical Data: No Development Reported Size: 1 mg, 5 mg</p>	<p>DBCO-NHCO-S-S-NHS ester is a cleavable ADC linker used in the synthesis of antibody-drug conjugates (ADCs).</p>  <p>Purity: >98% Clinical Data: No Development Reported Size: 1 mg, 5 mg</p>
<p>DBCO-NHS ester</p> <p>Cat. No.: HY-42973</p>	<p>DBCO-NHS ester 2</p> <p>Cat. No.: HY-115524</p>
<p>DBCO-NHS ester is a cleavable ADC linker used in the synthesis of antibody-drug conjugates (ADCs).</p>  <p>Purity: 99.53% Clinical Data: No Development Reported Size: 10 mg, 50 mg, 100 mg</p>	<p>DBCO-NHS ester 2 is a cleavable linker that is used for making antibody-drug conjugate (ADC). DBCO-NHS ester 2 is a derivative of Dibenzylcyclooctyne (DBCO) used in copper-free click chemistry.</p>  <p>Purity: >98% Clinical Data: No Development Reported Size: 1 mg, 5 mg</p>

<p>DBCO-NHS ester 3</p> <p style="text-align: right;">Cat. No.: HY-115545</p> <p>DBCO-NHS ester 3 (Compound 12) is a cleavable linker that is used for making antibody-drug conjugate (ADC).</p>  <p>Purity: >98% Clinical Data: No Development Reported Size: 1 mg, 5 mg</p>	<p>DBCO-PEG3 acetic-EVCit-PAB</p> <p style="text-align: right;">Cat. No.: HY-136096</p> <p>DBCO-PEG3 acetic-EVCit-PAB is a cleavable 3 unit PEG ADC linker used in the synthesis of antibody-drug conjugates (ADCs).</p>  <p>Purity: >98% Clinical Data: No Development Reported Size: 1 mg, 5 mg</p>
<p>DBCO-PEG3-oxyamine</p> <p style="text-align: right;">Cat. No.: HY-133429</p> <p>DBCO-PEG3-oxyamine is a non-cleavable 3 unit PEG ADC linker used in the synthesis of antibody-drug conjugates (ADCs).</p>  <p>Purity: >98% Clinical Data: No Development Reported Size: 1 mg, 5 mg</p>	<p>DBCO-PEG3-propionic EVCit-PAB</p> <p style="text-align: right;">Cat. No.: HY-136141</p> <p>DBCO-PEG3-propionic EVCit-PAB is a cleavable 3 unit PEG ADC linker used in the synthesis of antibody-drug conjugates (ADCs).</p>  <p>Purity: >98% Clinical Data: No Development Reported Size: 1 mg, 5 mg</p>
<p>DBCO-PEG3-SS-NHS ester</p> <p style="text-align: right;">Cat. No.: HY-133431</p> <p>DBCO-PEG3-SS-NHS ester is a cleavable 3 unit PEG ADC linker used in the synthesis of antibody-drug conjugates (ADCs).</p>  <p>Purity: ≥90.0% Clinical Data: Size: 25 mg</p>	<p>DBCO-PEG3-TCO</p> <p style="text-align: right;">Cat. No.: HY-133428</p> <p>DBCO-PEG3-TCO is a non-cleavable 3 unit PEG ADC linker used in the synthesis of antibody-drug conjugates (ADCs).</p>  <p>Purity: >98% Clinical Data: Size: 1 mg, 5 mg</p>
<p>DBCO-PEG4-acetic-Val-Cit-PAB</p> <p style="text-align: right;">Cat. No.: HY-136098</p> <p>DBCO-PEG4-acetic-Val-Cit-PAB is a cleavable 4 unit PEG ADC linker used in the synthesis of antibody-drug conjugates (ADCs).</p>  <p>Purity: >98% Clinical Data: No Development Reported Size: 50 mg, 100 mg</p>	<p>DBCO-PEG4-alkyne</p> <p style="text-align: right;">Cat. No.: HY-133430</p> <p>DBCO-PEG4-alkyne is a non-cleavable 4 unit PEG ADC linker used in the synthesis of antibody-drug conjugates (ADCs).</p>  <p>Purity: >98% Clinical Data: Size: 1 mg, 5 mg</p>
<p>DBCO-PEG4-amine</p> <p style="text-align: right;">Cat. No.: HY-130435</p> <p>DBCO-PEG4-amine is a PEG-based PROTAC linker can be used in the synthesis of PROTACs. DBCO-PEG4-amine is a cleavable ADC linker used in the synthesis of antibody-drug conjugates (ADCs).</p>  <p>Purity: >98% Clinical Data: No Development Reported Size: 50 mg, 100 mg</p>	<p>DBCO-PEG4-DBCO</p> <p style="text-align: right;">Cat. No.: HY-130346</p> <p>DBCO-PEG4-DBCO is a PEG-based PROTAC linker can be used in the synthesis of PROTACs. DBCO-PEG4-DBCO is a cleavable ADC linker used in the synthesis of antibody-drug conjugates (ADCs).</p>  <p>Purity: >98% Clinical Data: No Development Reported Size: 1 mg, 5 mg</p>


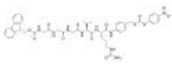
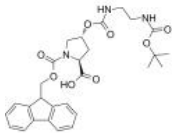
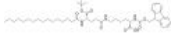
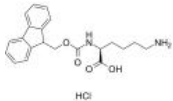
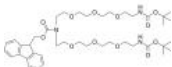

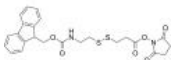
<p>DBCO-PEG4-HyNic</p> <p style="text-align: right;">Cat. No.: HY-136067</p>	<p>DBCO-PEG4-Maleimide</p> <p style="text-align: right;">Cat. No.: HY-120770</p>
<p>DBCO-PEG4-HyNic is a cleavable 4 unit PEG ADC linker used in the synthesis of antibody-drug conjugates (ADCs).</p> <p style="text-align: center;"></p> <p>Purity: >98% Clinical Data: Size: 25 mg, 50 mg, 100 mg</p>	<p>DBCO-PEG4-Maleimide is a cleavable ADC linker used in the synthesis of antibody-drug conjugates (ADCs).</p> <p style="text-align: center;"></p> <p>Purity: 98.02% Clinical Data: No Development Reported Size: 100 mg</p>
<p>DBCO-PEG4-Propionic-Val-Cit-PAB</p> <p style="text-align: right;">Cat. No.: HY-136103</p>	<p>DBCO-PEG4-SS-TCO</p> <p style="text-align: right;">Cat. No.: HY-133432</p>
<p>DBCO-PEG4-Propionic-Val-Cit-PAB is a cleavable 4 unit PEG ADC linker used in the synthesis of antibody-drug conjugates (ADCs).</p> <p style="text-align: center;"></p> <p>Purity: >98% Clinical Data: Size: 1 mg, 5 mg</p>	<p>DBCO-PEG4-SS-TCO is a cleavable 4 unit PEG ADC linker used in the synthesis of antibody-drug conjugates (ADCs).</p> <p style="text-align: center;"></p> <p>Purity: >98% Clinical Data: Size: 1 mg, 5 mg</p>
<p>DBCO-PEG5-NHS ester</p> <p style="text-align: right;">Cat. No.: HY-126885</p>	<p>DBCO-S-S-acid</p> <p style="text-align: right;">Cat. No.: HY-138506</p>
<p>DBCO-PEG5-NHS ester is a PEG/Alkyl/ether-based PROTAC linker can be used in the synthesis of PROTACs. DBCO-PEG5-NHS ester is a cleavable ADC linker used in the synthesis of antibody-drug conjugates (ADCs).</p> <p style="text-align: center;"></p> <p>Purity: >98% Clinical Data: No Development Reported Size: 25 mg, 50 mg, 100 mg</p>	<p>DBCO-S-S-acid is a cleavable ADC linker used in the synthesis of antibody-drug conjugates (ADCs).</p> <p style="text-align: center;"></p> <p>Purity: >98% Clinical Data: No Development Reported Size: 1 mg, 5 mg</p>
<p>DBCO-SS-aldehyde</p> <p style="text-align: right;">Cat. No.: HY-135977</p>	<p>DBCO-SS-amine</p> <p style="text-align: right;">Cat. No.: HY-135978</p>
<p>DBCO-SS-aldehyde is a cleavable ADC linker used in the synthesis of antibody-drug conjugates (ADCs).</p> <p style="text-align: center;"></p> <p>Purity: >98% Clinical Data: Size: 1 mg, 5 mg</p>	<p>DBCO-SS-amine is a cleavable ADC linker used in the synthesis of antibody-drug conjugates (ADCs).</p> <p style="text-align: center;"></p> <p>Purity: >98% Clinical Data: No Development Reported Size: 1 mg, 5 mg</p>
<p>DBCO-SS-PEG4-Biotin</p> <p style="text-align: right;">Cat. No.: HY-135979</p>	<p>DBCO-Sulfo-Link-biotin</p> <p style="text-align: right;">Cat. No.: HY-130810</p>
<p>DBCO-SS-PEG4-Biotin is a cleavable 4 unit PEG ADC linker used in the synthesis of antibody-drug conjugates (ADCs).</p> <p style="text-align: center;"></p> <p>Purity: >98% Clinical Data: Size: 1 mg, 5 mg</p>	<p>DBCO-Sulfo-Link-biotin is a cleavable ADC linker used in the synthesis of antibody-drug conjugates (ADCs).</p> <p style="text-align: center;"></p> <p>Purity: >98% Clinical Data: No Development Reported Size: 1 mg</p>

<p>DBCO-Sulfo-NHS ester sodium</p> <p>Cat. No.: HY-123687</p>	<p>DBCO-Val-Cit-OH</p> <p>Cat. No.: HY-130935</p>
<p>DBCO-Sulfo-NHS ester sodium is a cleavable ADC linker used in the synthesis of antibody-drug conjugates (ADCs).</p>  <p>Purity: >98% Clinical Data: No Development Reported Size: 5 mg, 10 mg, 25 mg</p>	<p>DBCO-Val-Cit-OH is a cleavable ADC linker used in the synthesis of antibody-drug conjugates (ADCs).</p>  <p>Purity: >98% Clinical Data: No Development Reported Size: 1 mg, 5 mg</p>
<p>DBCO-Val-Cit-PABC-OH</p> <p>Cat. No.: HY-130936</p>	<p>DBCO-Val-Cit-PABC-PNP</p> <p>Cat. No.: HY-130937</p>
<p>DBCO-Val-Cit-PABC-OH is a cleavable ADC linker used in the synthesis of antibody-drug conjugates (ADCs).</p>  <p>Purity: >98% Clinical Data: No Development Reported Size: 1 mg, 5 mg</p>	<p>DBCO-Val-Cit-PABC-PNP is a cleavable ADC linker used in the synthesis of antibody-drug conjugates (ADCs).</p>  <p>Purity: >98% Clinical Data: No Development Reported Size: 1 mg, 5 mg</p>
<p>DBCO-C6-acid</p> <p>Cat. No.: HY-121805</p>	<p>Diazo Biotin-PEG3-DBCO</p> <p>Cat. No.: HY-140930</p>
<p>DBCO-C6-acid is a non-cleavable ADC linker used in the synthesis of antibody-drug conjugates (ADCs). DBCO-C6-acid can be used in the synthesis of camaphycin analogues.</p>  <p>Purity: 95.38% Clinical Data: No Development Reported Size: 25 mg</p>	<p>Diazo Biotin-PEG3-DBCO is a cleavable 3 unit PEG ADC linker used in the synthesis of antibody-drug conjugates (ADCs).</p>  <p>Purity: >98% Clinical Data: No Development Reported Size: 1 mg, 5 mg</p>
<p>Dimethylamine-SPDB</p> <p>Cat. No.: HY-133542</p>	<p>DM21</p> <p>Cat. No.: HY-139441</p>
<p>Dimethylamine-SPDB is a cleavable ADC linker used in the synthesis of antibody-drug conjugates (ADCs).</p>  <p>Purity: >98% Clinical Data: No Development Reported Size: 1 mg, 5 mg</p>	<p>DM21 is a cleavable ADC linker used in the synthesis of antibody-drug conjugates (ADCs).</p>  <p>Purity: 99.67% Clinical Data: No Development Reported Size: 5 mg, 10 mg</p>
<p>DMAC-PDB</p> <p>Cat. No.: HY-126531</p>	<p>DMAC-SPDB</p> <p>Cat. No.: HY-133550</p>
<p>DMAC-PDB is a cleavable ADC linker used in the synthesis of antibody-drug conjugates (ADCs).</p>  <p>Purity: >98% Clinical Data: No Development Reported Size: 100 mg, 500 mg</p>	<p>DMAC-SPDB is a cleavable ADC linker used in the synthesis of antibody-drug conjugates (ADCs).</p>  <p>Purity: >98% Clinical Data: No Development Reported Size: 1 mg, 5 mg</p>

<p>DMAC-SPDB-sulfo</p> <p style="text-align: right;">Cat. No.: HY-131084</p> <p>DMAC-SPDB-sulfo is a cleavable ADC linker used in the synthesis of antibody-drug conjugates (ADCs).</p>  <p>Purity: >98% Clinical Data: No Development Reported Size: 1 mg, 5 mg</p>	<p>DMAC-SPP</p> <p style="text-align: right;">Cat. No.: HY-130111</p> <p>DMAC-SPP is a cleavable ADC linker used in the synthesis of antibody-drug conjugates (ADCs).</p>  <p>Purity: >98% Clinical Data: No Development Reported Size: 100 mg</p>
<p>Docosanedioic acid</p> <p style="text-align: right;">Cat. No.: HY-W034918</p> <p>Docosanedioic acid is a non-cleavable ADC linker used in the synthesis of antibody-drug conjugates (ADCs). Docosanedioic acid is also a alkyl chain-based PROTAC linker that can be used in the synthesis of PROTACs.</p>  <p>Purity: >98% Clinical Data: No Development Reported Size: 100 mg, 250 mg</p>	<p>DOTA-NHS-ester</p> <p style="text-align: right;">Cat. No.: HY-128890</p> <p>DOTA-NHS-ester is a linker for affibody molecules and is applied in small animals PET, SPECT, and CT. DOTA-NHS-ester can be used to label radiotherapeutic agents or imaging probes for the detection of tumors.</p>  <p>Purity: ≥90.0% Clinical Data: No Development Reported Size: 100 mg</p>
<p>DSG Crosslinker</p> <p style="text-align: right;">Cat. No.: HY-114697</p> <p>DSG Crosslinker is a cleavable ADC linker used in the synthesis of antibody-drug conjugates (ADCs).</p>  <p>Purity: 99.39% Clinical Data: No Development Reported Size: 10 mM × 1 mL, 10 mg, 50 mg, 100 mg</p>	<p>DSP Crosslinker</p> <p style="text-align: right;">Cat. No.: HY-118759</p> <p>DSP Crosslinker is a cleavable ADC linker, used in the synthesis of antibody-drug conjugates (ADCs).</p>  <p>Purity: 98.73% Clinical Data: No Development Reported Size: 100 mg, 250 mg, 500 mg</p>
<p>DSS Crosslinker</p> <p style="text-align: right;">Cat. No.: HY-W019543</p> <p>DSS Crosslinker is a non-cleavable ADC linker used in the synthesis of antibody-drug conjugates (ADCs).</p>  <p>Purity: 99.73% Clinical Data: No Development Reported Size: 10 mM × 1 mL, 100 mg</p>	<p>DTSSP Crosslinker</p> <p style="text-align: right;">Cat. No.: HY-126349</p> <p>DTSSP Crosslinker is a cleavable ADC linker used in the synthesis of antibody-drug conjugates (ADCs).</p>  <p>Purity: >98% Clinical Data: No Development Reported Size: 25 mg, 50 mg, 100 mg</p>
<p>EC089</p> <p style="text-align: right;">Cat. No.: HY-128940</p> <p>EC089 is a cleavable linker used in conjugates of tubulysins and folates, and extracted from patent WO2011069116A1.</p>  <p>Purity: >98% Clinical Data: No Development Reported Size: 1 mg, 5 mg</p>	<p>Eicosanedioic acid</p> <p style="text-align: right;">Cat. No.: HY-W034595</p> <p>Eicosanedioic acid is a non-cleavable ADC linker used in the synthesis of antibody-drug conjugates (ADCs). Eicosanedioic acid is also a alkyl chain-based PROTAC linker that can be used in the synthesis.</p>  <p>Purity: >98% Clinical Data: No Development Reported Size: 1 mg, 5 mg</p>

<p>Eicosanedioic acid-d4</p> <p style="text-align: right;">Cat. No.: HY-W034595S</p> <p>Eicosanedioic acid-d4 is the deuterium labeled Eicosanedioic acid. Eicosanedioic acid is a non-cleavable ADC linker used in the synthesis of antibody-drug conjugates (ADCs).</p>  <p>Purity: >98% Clinical Data: No Development Reported Size: 1 mg, 5 mg</p>	<p>endo-BCN-PEG4-Val-Cit-PAB-MMAE</p> <p style="text-align: right;">Cat. No.: HY-141155</p> <p>endo-BCN-PEG4-Val-Cit-PAB-MMAE is a cleavable 4 unit PEG ADC linker used in the synthesis of antibody-drug conjugates (ADCs).</p>  <p>Purity: >98% Clinical Data: No Development Reported Size: 1 mg, 5 mg, 10 mg</p>
<p>Ethyl azetidine-3-carboxylate hydrochloride</p> <p style="text-align: right;">Cat. No.: HY-W052600</p> <p>Ethyl azetidine-3-carboxylate hydrochloride is a non-cleavable ADC linker used in the synthesis of antibody-drug conjugates (ADCs). Ethyl azetidine-3-carboxylate hydrochloride is also a alkyl chain-based PROTAC linker that can be used in the synthesis of PROTACs^{4/5}.</p>  <p>Purity: >98% Clinical Data: No Development Reported Size: 500 mg</p>	<p>Fluorescein-DBCO</p> <p style="text-align: right;">Cat. No.: HY-126851</p> <p>Fluorescein-DBCO is a non-cleavable ADC linker used in the synthesis of antibody-drug conjugates (ADCs).</p>  <p>Purity: >98% Clinical Data: No Development Reported Size: 1 mg, 5 mg</p>
<p>Fmoc-3VVD-OH</p> <p style="text-align: right;">Cat. No.: HY-78921</p> <p>Fmoc-3VVD-OH is a cleavable ADC linker used in the synthesis of antibody-drug conjugates (ADCs).</p>  <p>Purity: 99.61% Clinical Data: No Development Reported Size: 10 mM × 1 mL, 10 mg, 25 mg, 50 mg, 100 mg</p>	<p>Fmoc-8-amino-3,6-dioxaoctanoic acid (Fmoc-NH-PEG2-CH2COOH)</p> <p style="text-align: right;">Cat. No.: HY-W007713</p> <p>Fmoc-8-amino-3,6-dioxaoctanoic acid (Fmoc-NH-PEG2-CH2COOH) is a cleavable ADC linker used in the synthesis of antibody-drug conjugates (ADCs). Fmoc-8-amino-3,6-dioxaoctanoic acid is also a PEG-based PROTAC linker that can be used in the synthesis of PROTACs.</p>  <p>Purity: 99.65% Clinical Data: No Development Reported Size: 100 mg, 500 mg</p>
<p>Fmoc-Ala-Ala-Asn(Trt)-OH</p> <p style="text-align: right;">Cat. No.: HY-130933</p> <p>Fmoc-Ala-Ala-Asn(Trt)-OH is a cleavable ADC linker used in the synthesis of antibody-drug conjugates (ADCs).</p>  <p>Purity: >98% Clinical Data: Size: 5 mg, 10 mg</p>	<p>Fmoc-Ala-Ala-Asn-PABC-PNP</p> <p style="text-align: right;">Cat. No.: HY-129361</p> <p>Fmoc-Ala-Ala-Asn-PABC-PNP is a peptide cleavable ADC linker.</p>  <p>Purity: >98% Clinical Data: No Development Reported Size: 100 mg</p>
<p>Fmoc-aminoxy-PEG2-NH2</p> <p style="text-align: right;">Cat. No.: HY-131955</p> <p>Fmoc-aminoxy-PEG2-NH2 is a cleavable ADC linker used in the synthesis of antibody-drug conjugates (ADCs).</p>  <p>Purity: 95.05% Clinical Data: No Development Reported Size: 250 mg, 1 g</p>	<p>Fmoc-Asp-NH2</p> <p style="text-align: right;">Cat. No.: HY-135418</p> <p>Fmoc-Asp-NH2 is a cleavable ADC linker used in the synthesis of antibody-drug conjugates (ADCs).</p>  <p>Purity: 98.04% Clinical Data: No Development Reported Size: 10 mM × 1 mL, 500 mg, 1 g, 2 g</p>

<p>Fmoc-azetidine-3-carboxylic acid</p> <p>Cat. No.: HY-W011277</p> <p>Fmoc-azetidine-3-carboxylic acid is a cleavable ADC linker used in the synthesis of antibody-drug conjugates (ADCs). Fmoc-azetidine-3-carboxylic acid is also a alkyl chain-based PROTAC linker that can be used in the synthesis of PROTACs.</p> <p>Purity: >98% Clinical Data: No Development Reported Size: 100 mg, 250 mg</p> 	<p>Fmoc-D-Trp(Boc)-OH</p> <p>Cat. No.: HY-79129</p> <p>Fmoc-D-Trp(Boc)-OH is a cleavable ADC linker that used in the synthesis of antibody-drug conjugates (ADCs).</p> <p>Purity: 99.13% Clinical Data: No Development Reported Size: 5 g</p> 
<p>Fmoc-D-Val-Cit-PAB</p> <p>Cat. No.: HY-19318B</p> <p>Fmoc-D-Val-Cit-PAB is a cleavable linker for antibody-drug-conjugation (ADC).</p> <p>Purity: >98% Clinical Data: No Development Reported Size: 50 mg</p> 	<p>Fmoc-D-Val-D-Cit-PAB</p> <p>Cat. No.: HY-19318C</p> <p>Fmoc-D-Val-D-Cit-PAB is a cleavable linker for antibody-drug-conjugation (ADC).</p> <p>Purity: >98% Clinical Data: No Development Reported Size: 50 mg</p> 
<p>Fmoc-Glu-(Boc)-Val-Cit-PAB-PNP</p> <p>Cat. No.: HY-136154</p> <p>Fmoc-Glu-(Boc)-Val-Cit-PAB-PNP is a cleavable ADC linker used in the synthesis of antibody-drug conjugates (ADCs).</p> <p>Purity: >98% Clinical Data: No Development Reported Size: 25 mg, 50 mg, 100 mg</p> 	<p>Fmoc-Gly-Gly-D-Phe-OH</p> <p>Cat. No.: HY-131833A</p> <p>Fmoc-Gly-Gly-D-Phe-OH is a cleavable ADC linker used in the synthesis of antibody-drug conjugates (ADCs). Fmoc-Gly-Gly-D-Phe-OH is the D-isomer of Fmoc-Gly-Gly-Phe-OH (HY-131833).</p> <p>Purity: >98% Clinical Data: No Development Reported Size: 250 mg</p> 
<p>Fmoc-Gly-Gly-D-Phe-OtBu</p> <p>Cat. No.: HY-44234A</p> <p>Fmoc-Gly-Gly-D-Phe-OtBu is a cleavable ADC linker used in the synthesis of antibody-drug conjugates (ADCs). Fmoc-Gly-Gly-D-Phe-OtBu is the R-isomer of Fmoc-Gly-Gly-Phe-OtBu (HY-44234).</p> <p>Purity: 98.28% Clinical Data: No Development Reported Size: 5 mg, 10 mg, 25 mg, 50 mg, 100 mg</p> 	<p>Fmoc-Gly-Gly-OH</p> <p>Cat. No.: HY-W023121</p> <p>Fmoc-Gly-Gly-OH is a cleavable ADC linker used in the synthesis of antibody-drug conjugates (ADCs).</p> <p>Purity: 99.81% Clinical Data: No Development Reported Size: 500 mg</p> 
<p>Fmoc-Gly-Gly-Phe-OH</p> <p>Cat. No.: HY-131833</p> <p>Fmoc-Gly-Gly-Phe-OH is a cleavable ADC linker used in the synthesis of antibody-drug conjugates (ADCs).</p> <p>Purity: 99.30% Clinical Data: No Development Reported Size: 500 mg</p> 	<p>Fmoc-Gly-Gly-Phe-OtBu</p> <p>Cat. No.: HY-44234</p> <p>Fmoc-Gly-Gly-Phe-OtBu is a cleavable ADC linker used in the synthesis of antibody-drug conjugates (ADCs).</p> <p>Purity: 99.80% Clinical Data: No Development Reported Size: 5 mg, 10 mg, 25 mg, 50 mg, 100 mg</p> 



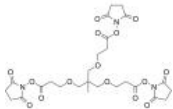






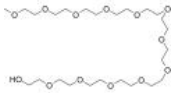
<p>Fmoc-Gly3-Val-Cit-PAB</p> <p style="text-align: right;">Cat. No.: HY-136106</p> <p>Fmoc-Gly3-Val-Cit-PAB is a cleavable ADC linker used in the synthesis of antibody-drug conjugates (ADCs).</p>  <p>Purity: >98% Clinical Data: No Development Reported Size: 100 mg, 500 mg</p>	<p>Fmoc-Gly3-Val-Cit-PAB-PNP</p> <p style="text-align: right;">Cat. No.: HY-136108</p> <p>Fmoc-Gly3-Val-Cit-PAB-PNP is a cleavable 4 unit PEG ADC linker used in the synthesis of antibody-drug conjugates (ADCs).</p>  <p>Purity: >98% Clinical Data: Size: 1 mg, 5 mg</p>
<p>Fmoc-Hyp(Bom)-OH</p> <p style="text-align: right;">Cat. No.: HY-79125</p> <p>Fmoc-Hyp(Bom)-OH is a non-cleavable ADC linker used in the synthesis of antibody-drug conjugates (ADCs). Fmoc-Hyp(Bom)-OH is also a alkyl chain-based PROTAC linker that can be used in the synthesis of PROTACs <.</p>  <p>Purity: >98% Clinical Data: No Development Reported Size: 1 mg, 5 mg</p>	<p>Fmoc-Lys(Pal-Glu-OtBu)-OH</p> <p style="text-align: right;">Cat. No.: HY-W045822</p> <p>Fmoc-Lys(Pal-Glu-OtBu)-OH is a non-cleavable ADC linker used in the synthesis of antibody-drug conjugates (ADCs). Fmoc-Lys(Pal-Glu-OtBu)-OH is also a alkyl chain-based PROTAC linker that can be used in the synthesis of PROTACs.</p>  <p>Purity: >98% Clinical Data: No Development Reported Size: 1 mg, 5 mg</p>
<p>Fmoc-Lys-OH hydrochloride</p> <p style="text-align: right;">Cat. No.: HY-W010975</p> <p>Fmoc-Lys-OH hydrochloride is a cleavable ADC linker used in the synthesis of antibody-drug conjugates (ADCs). Fmoc-Lys-OH hydrochloride is also a PEG-based PROTAC linker that can be used in the synthesis of PROTACs.</p>  <p>Purity: ≥97.0% Clinical Data: No Development Reported Size: 1 g, 5 g</p>	<p>Fmoc-N-bis-PEG3-NH-Boc</p> <p style="text-align: right;">Cat. No.: HY-130941</p> <p>Fmoc-N-bis-PEG3-NH-Boc is a cleavable 3 unit PEG ADC linker used in the synthesis of antibody-drug conjugates (ADCs).</p>  <p>Purity: >98% Clinical Data: Size: 1 mg, 5 mg</p>
<p>Fmoc-N-methyl-PEG3-CH2CH2COOH</p> <p style="text-align: right;">Cat. No.: HY-W035378</p> <p>Fmoc-N-methyl-PEG3-CH2CH2COOH is a cleavable ADC linker used in the synthesis of antibody-drug conjugates (ADCs). Fmoc-N-methyl-PEG3-CH2CH2COOH is also a PEG-based PROTAC linker that can be used in the synthesis of PROTACs.</p>  <p>Purity: >98% Clinical Data: No Development Reported Size: 1 mg, 5 mg</p>	<p>Fmoc-NH-Azide-PEG4-L-Lysine-PFP ester</p> <p style="text-align: right;">Cat. No.: HY-136155</p> <p>Fmoc-NH-Azide-PEG4-L-Lysine-PFP ester is a cleavable 4 unit PEG ADC linker used in the synthesis of antibody-drug conjugates (ADCs).</p>  <p>Purity: >98% Clinical Data: Size: 1 mg, 5 mg</p>
<p>Fmoc-NH-ethyl-SS-propionic acid</p> <p style="text-align: right;">Cat. No.: HY-140118</p> <p>Fmoc-NH-ethyl-SS-propionic acid is a cleavable ADC linker used in the synthesis of antibody-drug conjugates (ADCs).</p>  <p>Purity: >98% Clinical Data: No Development Reported Size: 1 mg, 5 mg</p>	<p>Fmoc-NH-ethyl-SS-propionic NHS ester</p> <p style="text-align: right;">Cat. No.: HY-140119</p> <p>Fmoc-NH-ethyl-SS-propionic NHS ester is a cleavable ADC linker used in the synthesis of antibody-drug conjugates (ADCs).</p>  <p>Purity: >98% Clinical Data: Size: 1 mg, 5 mg</p>

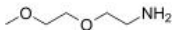
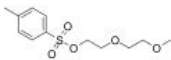

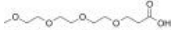

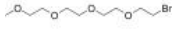
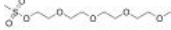

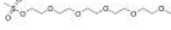
<p>Fmoc-NH-PEG1-CH2COOH</p> <p style="text-align: right;">Cat. No.: HY-W055861</p> <p>Fmoc-NH-PEG1-CH2COOH is a cleavable ADC linker used in the synthesis of antibody-drug conjugates (ADCs). Fmoc-NH-PEG1-CH2COOH is also a PEG-based PROTAC linker that can be used in the synthesis of PROTACs.</p>  <p>Purity: 99.91% Clinical Data: No Development Reported Size: 500 mg</p>	<p>Fmoc-NH-PEG2-CH2CH2COOH</p> <p style="text-align: right;">Cat. No.: HY-W040238</p> <p>Fmoc-NH-PEG2-CH2CH2COOH is a cleavable ADC linker used in the synthesis of antibody-drug conjugates (ADCs). Fmoc-NH-PEG2-CH2CH2COOH is also a PEG-based PROTAC linker that can be used in the synthesis of PROTACs.</p>  <p>Purity: 95.15% Clinical Data: No Development Reported Size: 10 mM × 1 mL, 100 mg</p>
<p>Fmoc-NH-PEG3-CH2CH2COOH</p> <p style="text-align: right;">Cat. No.: HY-W040231</p> <p>Fmoc-NH-PEG3-CH2CH2COOH is a cleavable ADC linker used in the synthesis of antibody-drug conjugates (ADCs). Fmoc-NH-PEG3-CH2CH2COOH is also a PEG-based PROTAC linker that can be used in the synthesis of PROTACs.</p>  <p>Purity: 99.80% Clinical Data: No Development Reported Size: 10 mM × 1 mL, 50 mg, 100 mg</p>	<p>Fmoc-NH-PEG4-CH2CH2COOH (Fmoc-15-amino-4,7,10,13-tetraoxapentadecanoic acid)</p> <p style="text-align: right;">Cat. No.: HY-W000434</p> <p>Fmoc-NH-PEG4-CH2CH2COOH is a cleavable ADC linker used in the synthesis of antibody-drug conjugates (ADCs). Fmoc-NH-PEG4-CH2CH2COOH is also a PEG-based PROTAC linker that can be used in the synthesis of PROTACs.</p>  <p>Purity: 99.92% Clinical Data: No Development Reported Size: 100 mg</p>
<p>Fmoc-NH-PEG4-CH2COOH</p> <p style="text-align: right;">Cat. No.: HY-130175</p> <p>Fmoc-NH-PEG4-CH2COOH is a cleavable ADC linker used in the synthesis of antibody-drug conjugates (ADCs). Fmoc-NH-PEG4-CH2COOH is also a PEG-based PROTAC linker that can be used in the synthesis of PROTACs.</p>  <p>Purity: >98% Clinical Data: No Development Reported Size: 100 mg</p>	<p>Fmoc-NH-PEG5-CH2COOH</p> <p style="text-align: right;">Cat. No.: HY-133062</p> <p>Fmoc-NH-PEG5-CH2COOH is a cleavable ADC linker used in the synthesis of antibody-drug conjugates (ADCs). Fmoc-NH-PEG5-CH2COOH is also a PEG-based PROTAC linker that can be used in the synthesis of PROTACs.</p>  <p>Purity: >98% Clinical Data: No Development Reported Size: 1 mg, 5 mg</p>
<p>Fmoc-NH-PEG6-CH2CH2COOH</p> <p style="text-align: right;">Cat. No.: HY-W040246</p> <p>Fmoc-NH-PEG6-CH2CH2COOH is a cleavable ADC linker used in the synthesis of antibody-drug conjugates (ADCs).</p>  <p>Purity: 98.86% Clinical Data: No Development Reported Size: 100 mg, 500 mg, 1 g</p>	<p>Fmoc-NH-PEG6-CH2COOH</p> <p style="text-align: right;">Cat. No.: HY-130364</p> <p>Fmoc-NH-PEG6-CH2COOH is a cleavable ADC linker used in the synthesis of antibody-drug conjugates (ADCs). Fmoc-NH-PEG6-CH2COOH is also a PEG-based PROTAC linker that can be used in the synthesis of PROTACs.</p>  <p>Purity: >98% Clinical Data: No Development Reported Size: 1 mg, 5 mg</p>
<p>Fmoc-NH-PEG8-CH2CH2COOH</p> <p style="text-align: right;">Cat. No.: HY-W040135</p> <p>Fmoc-NH-PEG8-CH2CH2COOH is a cleavable ADC linker used in the synthesis of antibody-drug conjugates (ADCs).</p>  <p>Purity: >98% Clinical Data: No Development Reported Size: 1 mg, 5 mg</p>	<p>Fmoc-NH-PEG8-CH2COOH</p> <p style="text-align: right;">Cat. No.: HY-133063</p> <p>Fmoc-NH-PEG8-CH2COOH is a cleavable ADC linker used in the synthesis of antibody-drug conjugates (ADCs). Fmoc-NH-PEG8-CH2COOH is also a PEG-based PROTAC linker that can be used in the synthesis of PROTACs.</p>  <p>Purity: 99.41% Clinical Data: No Development Reported Size: 25 mg, 50 mg, 100 mg</p>

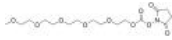
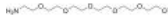



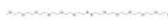




<p>Fmoc-NH-PEG9-CH2CH2COOH</p> <p>Cat. No.: HY-130167</p>	<p>Fmoc-PEA</p> <p>Cat. No.: HY-128929</p>
<p>Fmoc-NH-PEG9-CH2CH2COOH is a cleavable ADC linker used in the synthesis of antibody-drug conjugates (ADCs). Fmoc-NH-PEG9-CH2CH2COOH is also a PEG-based PROTAC linker that can be used in the synthesis of PROTACs.</p>  <p>Purity: >98% Clinical Data: No Development Reported Size: 1 mg, 5 mg</p>	<p>Fmoc-PEA (Example 1-2) is used as a cleavable linker for antibody-drug conjugates (ADC).</p>  <p>Purity: >98% Clinical Data: No Development Reported Size: 5 mg, 10 mg, 25 mg, 50 mg, 100 mg</p>
<p>Fmoc-PEG3-Ala-Ala-Asn(Trt)-PAB</p> <p>Cat. No.: HY-141151</p>	<p>Fmoc-PEG4-Ala-Ala-Asn-PAB</p> <p>Cat. No.: HY-141149</p>
<p>Fmoc-PEG3-Ala-Ala-Asn(Trt)-PAB is a cleavable 3 unit PEG ADC linker used in the synthesis of antibody-drug conjugates (ADCs).</p>  <p>Purity: >98% Clinical Data: Size: 1 mg, 5 mg</p>	<p>Fmoc-PEG4-Ala-Ala-Asn-PAB is a cleavable 4 unit PEG ADC linker used in the synthesis of antibody-drug conjugates (ADCs).</p>  <p>Purity: >98% Clinical Data: Size: 1 mg, 5 mg</p>
<p>Fmoc-Phe-Lys(Boc)-PAB-PNP</p> <p>Cat. No.: HY-114430</p>	<p>Fmoc-Phe-Lys(Trt)-PAB</p> <p>Cat. No.: HY-136107</p>
<p>Fmoc-Phe-Lys(Boc)-PAB-PNP is a cleavable ADC linker used in the synthesis of antibody-drug conjugates (ADCs).</p>  <p>Purity: 98.67% Clinical Data: No Development Reported Size: 50 mg</p>	<p>Fmoc-Phe-Lys(Trt)-PAB is a cleavable ADC linker used in the synthesis of antibody-drug conjugates (ADCs).</p>  <p>Purity: >98% Clinical Data: Size: 1 mg, 5 mg</p>
<p>Fmoc-Phe-Lys(Trt)-PAB-PNP</p> <p>Cat. No.: HY-129350</p>	<p>Fmoc-Val-Ala-PAB-OH</p> <p>Cat. No.: HY-126353</p>
<p>Fmoc-Phe-Lys(Trt)-PAB-PNP is a cleavable ADC linker used in the synthesis of antibody-drug conjugates (ADCs).</p>  <p>Purity: >98% Clinical Data: No Development Reported Size: 1 g</p>	<p>Fmoc-Val-Ala-PAB-OH is a cleavable ADC linker used in the synthesis of antibody-drug conjugates (ADCs).</p>  <p>Purity: 98.01% Clinical Data: No Development Reported Size: 25 mg, 50 mg, 100 mg</p>
<p>Fmoc-Val-Ala-PAB-PNP</p> <p>Cat. No.: HY-136136</p>	<p>Fmoc-Val-Cit-PAB</p> <p>Cat. No.: HY-19318</p>
<p>Fmoc-Val-Ala-PAB-PNP is a cleavable ADC linker used in the synthesis of antibody-drug conjugates (ADCs).</p>  <p>Purity: >98% Clinical Data: No Development Reported Size: 1 mg, 5 mg</p>	<p>Fmoc-Val-Cit-PAB is a cleavable linker for antibody-drug-conjugation (ADC).</p>  <p>Purity: 97.15% Clinical Data: No Development Reported Size: 250 mg, 500 mg, 1 g</p>





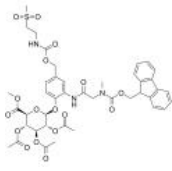
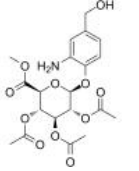
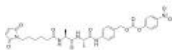
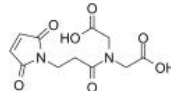
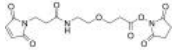

<p>Fmoc-Val-Cit-PAB-PNP</p> <p>Cat. No.: HY-41189</p> <p>Fmoc-Val-Cit-PAB-PNP is a cleavable ADC linker used in the synthesis of antibody-drug conjugates (ADCs).</p>  <p>Purity: 95.87% Clinical Data: No Development Reported Size: 50 mg, 100 mg, 250 mg</p>	<p>Fmoc-Val-D-Cit-PAB</p> <p>Cat. No.: HY-19318A</p> <p>Fmoc-D-Val-Cit-PAB is a cleavable linker for antibody-drug-conjugation (ADC).</p>  <p>Purity: >98% Clinical Data: No Development Reported Size: 50 mg</p>
<p>Folate-PEG3-amine</p> <p>Cat. No.: HY-138484</p> <p>Folate-PEG3-amine is a cleavable 3 unit PEG ADC linker used in the synthesis of antibody-drug conjugates (ADCs).</p>  <p>Purity: >98% Clinical Data: No Development Reported Size: 1 mg, 5 mg</p>	<p>Gly-Gly-Gly-PEG3-TCO</p> <p>Cat. No.: HY-141190</p> <p>Gly-Gly-Gly-PEG3-TCO is a cleavable 3 unit PEG ADC linker used in the synthesis of antibody-drug conjugates (ADCs).</p>  <p>Purity: >98% Clinical Data: Size: 1 mg, 5 mg</p>
<p>Gly-Gly-Gly-PEG4-azide</p> <p>Cat. No.: HY-145066</p> <p>Gly-Gly-Gly-PEG4-azide is a cleavable ADC linker used in the synthesis of antibody-drug conjugates (ADCs).</p>  <p>Purity: ≥95.0% Clinical Data: No Development Reported Size: 25 mg, 50 mg, 100 mg</p>	<p>Gly-Gly-Gly-PEG4-DBCO</p> <p>Cat. No.: HY-140309</p> <p>Gly-Gly-Gly-PEG4-DBCO is a cleavable 4 unit PEG ADC linker used in the synthesis of antibody-drug conjugates (ADCs).</p>  <p>Purity: >98% Clinical Data: Size: 5 mg, 10 mg</p>
<p>Gly-Gly-Gly-PEG4-methyltetrazine</p> <p>Cat. No.: HY-141284</p> <p>Gly-Gly-Gly-PEG4-methyltetrazine is a cleavable 4 unit PEG ADC linker used in the synthesis of antibody-drug conjugates (ADCs).</p>  <p>Purity: >98% Clinical Data: Size: 1 mg, 5 mg</p>	<p>Gly-PEG3-amine</p> <p>Cat. No.: HY-140244</p> <p>Gly-PEG3-amine is a cleavable 3 unit PEG ADC linker used in the synthesis of antibody-drug conjugates (ADCs).</p>  <p>Purity: >98% Clinical Data: Size: 1 mg, 5 mg</p>
<p>H-cis-Hyp-OMe hydrochloride</p> <p>Cat. No.: HY-W016429</p> <p>H-cis-Hyp-OMe hydrochloride is a non-cleavable ADC linker used in the synthesis of antibody-drug conjugates (ADCs). H-cis-Hyp-OMe hydrochloride is also a alkyl chain-based PROTAC linker that can be used in the synthesis of PR.</p>  <p>Purity: >98% Clinical Data: No Development Reported Size: 1 g, 5 g</p>	<p>H-Glu-OtBu</p> <p>Cat. No.: HY-W018154</p> <p>H-Glu-OtBu is a non-cleavable ADC linker used in the synthesis of antibody-drug conjugates (ADCs). H-Glu-OtBu is also a alkyl chain-based PROTAC linker that can be used in the synthesis of PROTACs¹².</p>  <p>Purity: ≥97.0% Clinical Data: No Development Reported Size: 1 g</p>


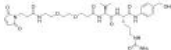
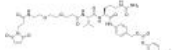




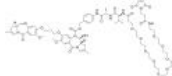

<p>H-Hyp-OMe hydrochloride</p> <p>Cat. No.: HY-76043</p>	<p>Hydroxy-PEG1-acid</p> <p>Cat. No.: HY-116655</p>
<p>H-Hyp-OMe hydrochloride is a non-cleavable ADC linker used in the synthesis of antibody-drug conjugates (ADCs). H-Hyp-OMe hydrochloride is also a alkyl chain-based PROTAC linker that can be used in the synthesis of PROTACs⁺.</p> <p>Purity: >98%</p> <p>Clinical Data: No Development Reported</p> <p>Size: 1 g, 5 g</p>	<p>Hydroxy-PEG1-acid is a non-cleavable 1 unit PEG ADC linker used in the synthesis of antibody-drug conjugates (ADCs).</p> <p>Purity: >98%</p> <p>Clinical Data: No Development Reported</p> <p>Size: 1 mg, 5 mg</p>
<p>Hydroxy-PEG10-acid (HO-PEG10-CH₂CH₂COOH)</p> <p>Cat. No.: HY-133307</p> <p>Hydroxy-PEG10-acid is a PEG-based PROTAC linker that can be used in the synthesis of PROTACs.</p> <p>Purity: >98%</p> <p>Clinical Data: No Development Reported</p> <p>Size: 100 mg, 250 mg</p>	<p>Hydroxy-PEG10-Boc</p> <p>Cat. No.: HY-W019939</p> <p>Hydroxy-PEG10-Boc is extracted from patent CN108707228 (example 0024). Hydroxy-PEG10-Boc is a uncleavable ADC linker used in the synthesis of antibody-drug conjugates (ADCs). Hydroxy-PEG10-Boc can be conjugated to Paclitaxel (HY-B0015) or docetaxel (HY-B0011).</p> <p>Purity: >98%</p> <p>Clinical Data: No Development Reported</p> <p>Size: 1 mg, 5 mg</p>
<p>Hydroxy-PEG2-(CH₂)₂-Boc</p> <p>Cat. No.: HY-W067061</p> <p>Hydroxy-PEG2-(CH₂)₂-Boc is a uncleavable ADC linker used in the synthesis of antibody-drug conjugates (ADCs). Hydroxy-PEG2-(CH₂)₂-Boc is extracted from patent WO2004008101A2 (compound 196).</p> <p>Purity: >98%</p> <p>Clinical Data: No Development Reported</p> <p>Size: 10 mM × 1 mL, 50 mg, 100 mg</p>	<p>Hydroxy-PEG3-(CH₂)₂-Boc</p> <p>Cat. No.: HY-42488</p> <p>Hydroxy-PEG2-(CH₂)₂-Boc is a uncleavable ADC linker used in the synthesis of antibody-drug conjugates (ADCs). Hydroxy-PEG2-(CH₂)₂-Boc is extracted from patent WO2004008101A2 (compound 196).</p> <p>Purity: ≥95.0%</p> <p>Clinical Data: No Development Reported</p> <p>Size: 10 mM × 1 mL, 100 mg</p>
<p>Hydroxy-PEG3-SS-PEG3-alcohol</p> <p>Cat. No.: HY-130546</p> <p>Hydroxy-PEG3-SS-PEG3-alcohol is also a cleavable 6 unit PEG ADC linker used in the synthesis of antibody-drug conjugates (ADCs).</p> <p>Purity: >98%</p> <p>Clinical Data: No Development Reported</p> <p>Size: 1 mg, 5 mg</p>	<p>Hydroxy-PEG4-(CH₂)₂-Boc</p> <p>Cat. No.: HY-W039178</p> <p>Hydroxy-PEG4-(CH₂)₂-Boc is a uncleavable ADC linker used in the synthesis of antibody-drug conjugates (ADCs). Hydroxy-PEG4-(CH₂)₂-Boc is extracted from patent WO2004008101A2 (compound 191).</p> <p>Purity: >98%</p> <p>Clinical Data: No Development Reported</p> <p>Size: 10 mM × 1 mL, 500 mg</p>
<p>Hydroxy-PEG4-acid</p> <p>Cat. No.: HY-117104</p> <p>Hydroxy-PEG4-acid is a non-cleavable 4 unit PEG ADC linker used in the synthesis of antibody-drug conjugates (ADCs). Hydroxy-PEG4-acid is also a PEG-based PROTAC linker that can be used in the synthesis of PROTACs.</p> <p>Purity: >98%</p> <p>Clinical Data: No Development Reported</p> <p>Size: 1 mg, 5 mg</p>	<p>Hynic-PEG3-N3</p> <p>Cat. No.: HY-130954</p> <p>Hynic-PEG3-N3 is a cleavable 3 unit PEG ADC linker used in the synthesis of antibody-drug conjugates (ADCs).</p> <p>Purity: >98%</p> <p>Clinical Data:</p> <p>Size: 50 mg, 100 mg, 250 mg</p>

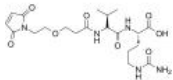
<p>HyNic-PEG4-alkyne</p> <p style="text-align: right;">Cat. No.: HY-136075</p> <p>HyNic-PEG4-alkyne is a cleavable 4 unit PEG ADC linker used in the synthesis of antibody-drug conjugates (ADCs).</p>  <p>Purity: >98% Clinical Data: Size: 1 mg, 5 mg</p>	<p>LC-PEG8-SPDP</p> <p style="text-align: right;">Cat. No.: HY-126497</p> <p>LC-PEG8-SPDP is a cleavable ADC linker used for the antibody-drug conjugates (ADCs).</p>  <p>Purity: >98% Clinical Data: No Development Reported Size: 1 mg, 5 mg</p>
<p>m-C-tri(CH2-PEG1-NHS ester)</p> <p style="text-align: right;">Cat. No.: HY-44149</p> <p>m-C-tri(CH2-PEG1-NHS ester) is a non-cleavable 1 unit PEG ADC linker used in the synthesis of antibody-drug conjugates (ADCs).</p>  <p>Purity: >98% Clinical Data: No Development Reported Size: 100 mg</p>	<p>m-PEG10-acid</p> <p style="text-align: right;">Cat. No.: HY-140500</p> <p>m-PEG10-acid is a non-cleavable 10 unit PEG ADC linker used in the synthesis of antibody-drug conjugates (ADCs). m-PEG10-acid is also a PEG-based PROTAC linker that can be used in the synthesis of PROTACs.</p>  <p>Purity: >98% Clinical Data: No Development Reported Size: 1 mg, 5 mg</p>
<p>m-PEG10-alcohol (Decaethylene glycol monomethyl ether)</p> <p style="text-align: right;">Cat. No.: HY-141218</p> <p>m-PEG10-alcohol (Decaethylene glycol monomethyl ether) is a non-cleavable 10 unit PEG ADC linker used in the synthesis of antibody-drug conjugates (ADCs). m-PEG10-alcohol is also a PEG-based PROTAC linker that can be used in the synthesis of PROTACs.</p>  <p>Purity: >98% Clinical Data: No Development Reported Size: 1 mg, 5 mg</p>	<p>m-PEG10-amine</p> <p style="text-align: right;">Cat. No.: HY-140226</p> <p>m-PEG10-amine is a non-cleavable 10 unit PEG ADC linker used in the synthesis of antibody-drug conjugates (ADCs). m-PEG10-amine is also a PEG-based PROTAC linker that can be used in the synthesis of PROTACs.</p>  <p>Purity: >98% Clinical Data: No Development Reported Size: 1 mg, 5 mg</p>
<p>m-PEG11-acid</p> <p style="text-align: right;">Cat. No.: HY-140501</p> <p>m-PEG11-acid is a non-cleavable 11 unit PEG ADC linker used in the synthesis of antibody-drug conjugates (ADCs). m-PEG11-acid is also a PEG-based PROTAC linker that can be used in the synthesis of PROTACs.</p>  <p>Purity: >98% Clinical Data: No Development Reported Size: 1 mg, 5 mg</p>	<p>m-PEG11-Amine</p> <p style="text-align: right;">Cat. No.: HY-W040222</p> <p>m-PEG11-Amino is a cleavable ADC linker used in the synthesis of antibody-drug conjugates (ADCs). m-PEG11-Amine is also a PEG-based PROTAC linker that can be used in the synthesis of PROTACs.</p>  <p>Purity: >98% Clinical Data: No Development Reported Size: 1 mg, 5 mg</p>
<p>m-PEG12-amine</p> <p style="text-align: right;">Cat. No.: HY-140227</p> <p>m-PEG12-amine is a PEG-based PROTAC linker that can be used in the synthesis of PROTACs. m-PEG12-amine is also a non-cleavable 12 unit PEG ADC linker used in the synthesis of antibody-drug conjugates (ADCs).</p>  <p>Purity: >98% Clinical Data: No Development Reported Size: 1 mg, 5 mg</p>	<p>m-PEG12-OH</p> <p style="text-align: right;">Cat. No.: HY-141220</p> <p>m-PEG12-OH is a PEG-based PROTAC linker that can be used in the synthesis of PROTACs. m-PEG12-OH is also a non-cleavable 12 unit PEG ADC linker used in the synthesis of antibody-drug conjugates (ADCs).</p>  <p>Purity: >98% Clinical Data: No Development Reported Size: 1 mg, 5 mg</p>

<p>m-PEG2-Amine</p> <p style="text-align: right;">Cat. No.: HY-W008429</p> <p>m-PEG2-Amine is a PEG-based PROTAC linker can be used in the synthesis of PROTACs. m-PEG2-Amine is a cleavable ADC linker used in the synthesis of antibody-drug conjugates (ADCs).</p>  <p>Purity: 99.58% Clinical Data: No Development Reported Size: 10 mM × 1 mL, 50 mg, 100 mg</p>	<p>m-PEG2-Tos</p> <p style="text-align: right;">Cat. No.: HY-42745</p> <p>m-PEG2-Tos is a uncleavable ADC linker used in the synthesis of antibody-drug conjugates (ADCs). m-PEG2-Tos is also a PEG-based PROTAC linker that can be used in the synthesis of PROTACs.</p>  <p>Purity: 96.97% Clinical Data: No Development Reported Size: 100 mg, 250 mg</p>
<p>m-PEG3-Amine</p> <p style="text-align: right;">Cat. No.: HY-W018174</p> <p>m-PEG3-Amine is a PEG-based PROTAC linker can be used in the synthesis of PROTACs. m-PEG3-Amine is a cleavable ADC linker used in the synthesis of antibody-drug conjugates (ADCs).</p>  <p>Purity: 97.63% Clinical Data: No Development Reported Size: 10 mM × 1 mL, 50 mg, 100 mg</p>	<p>m-PEG3-CH2CH2COOH</p> <p style="text-align: right;">Cat. No.: HY-W067509</p> <p>m-PEG3-CH2CH2COOH is a non-cleavable ADC linker used in the synthesis of antibody-drug conjugates (ADCs). m-PEG3-CH2CH2COOH is also a PEG-based PROTAC linker that can be used in the synthesis of PROTACs.</p>  <p>Purity: >98% Clinical Data: No Development Reported Size: 1 mg, 5 mg</p>
<p>m-PEG4-Amine</p> <p style="text-align: right;">Cat. No.: HY-W040214</p> <p>m-PEG4-Amine is a PEG-based PROTAC linker can be used in the synthesis of PROTACs. m-PEG4-Amine is a cleavable ADC linker used in the synthesis of antibody-drug conjugates (ADCs).</p>  <p>Purity: >98% Clinical Data: No Development Reported Size: 1 mg, 5 mg</p>	<p>m-PEG4-Boc</p> <p style="text-align: right;">Cat. No.: HY-141395</p> <p>m-PEG4-Boc is a cleavable 4 unit PEG ADC linker used in the synthesis of antibody-drug conjugates (ADCs). m-PEG4-Boc is also a PEG-based PROTAC linker that can be used in the synthesis of PROTACs.</p>  <p>Purity: >98% Clinical Data: No Development Reported Size: 1 mg, 5 mg</p>
<p>m-PEG4-Br</p> <p style="text-align: right;">Cat. No.: HY-130161</p> <p>m-PEG4-Br is a cleavable ADC linker used in the synthesis of antibody-drug conjugate (ADC) for Trastuzumab (HY-P9907).</p>  <p>Purity: >98% Clinical Data: No Development Reported Size: 1 mg, 5 mg</p>	<p>m-PEG4-Ms</p> <p style="text-align: right;">Cat. No.: HY-130457</p> <p>m-PEG4-Ms is a PEG-based PROTAC linker can be used in the synthesis of PROTACs. m-PEG4-Ms is a cleavable ADC linker used in the synthesis of antibody-drug conjugates (ADCs).</p>  <p>Purity: >98% Clinical Data: No Development Reported Size: 1 mg, 5 mg</p>
<p>m-PEG5-CH2COOH</p> <p style="text-align: right;">Cat. No.: HY-120537</p> <p>m-PEG5-CH2COOH is a non-cleavable ADC linker used in the synthesis of antibody-drug conjugates (ADCs). m-PEG5-CH2COOH is also a PEG-based PROTAC linker that can be used in the synthesis of PROTACs.</p>  <p>Purity: >98% Clinical Data: No Development Reported Size: 1 mg, 5 mg</p>	<p>m-PEG5-Ms</p> <p style="text-align: right;">Cat. No.: HY-116186</p> <p>m-PEG5-Ms is a PEG-based PROTAC linker can be used in the synthesis of PROTACs. m-PEG5-Ms is a cleavable ADC linker used in the synthesis of antibody-drug conjugates (ADCs).</p>  <p>Purity: >98% Clinical Data: No Development Reported Size: 1 mg, 5 mg</p>

<p>m-PEG5-succinimidyl carbonate</p> <p style="text-align: right;">Cat. No.: HY-130150</p> <p>m-PEG5-succinimidyl carbonate is a non-cleavable 5 unit PEG ADC linker used in the synthesis of antibody-drug conjugates (ADCs). m-PEG5-succinimidyl carbonate is a PEG/Alkyl/ether-based PROTAC linker can be used in the synthesis of PROTACs.</p> <p>Purity: >98% Clinical Data: No Development Reported Size: 1 mg, 5 mg</p> 	<p>m-PEG6-Amine</p> <p style="text-align: right;">Cat. No.: HY-130408</p> <p>m-PEG6-Amine is a PEG-based PROTAC linker can be used in the synthesis of PROTACs. m-PEG6-Amine is a cleavable ADC linker used in the synthesis of antibody-drug conjugates (ADCs).</p> <p>Purity: >98% Clinical Data: No Development Reported Size: 1 mg, 5 mg</p> 
<p>m-PEG6-azide</p> <p style="text-align: right;">Cat. No.: HY-115374</p> <p>m-PEG6-azide is a non-cleavable 6 unit PEG ADC linker used in the synthesis of antibody-drug conjugates (ADCs).</p> <p>Purity: >98% Clinical Data: No Development Reported Size: 1 mg, 5 mg</p> 	<p>m-PEG6-CH2CH2CHO</p> <p style="text-align: right;">Cat. No.: HY-W035376</p> <p>m-PEG6-CH2CH2CHO is a non-cleavable ADC linker used in the synthesis of antibody-drug conjugates (ADCs). m-PEG6-CH2CH2CHO is also a PEG-based PROTAC linker that can be used in the synthesis of PROTACs.</p> <p>Purity: >98% Clinical Data: No Development Reported Size: 1 mg, 5 mg</p> 
<p>m-PEG6-NHS ester</p> <p style="text-align: right;">Cat. No.: HY-133066</p> <p>m-PEG6-NHS ester is a non-cleavable 6 unit PEG ADC linker used in the synthesis of antibody-drug conjugates (ADCs). m-PEG6-NHS ester is a PEG/Alkyl/ether-based PROTAC linker can be used in the synthesis of PROTACs.</p> <p>Purity: >98% Clinical Data: No Development Reported Size: 1 mg, 5 mg</p> 	<p>m-PEG6-SS-PEG6-methyl</p> <p style="text-align: right;">Cat. No.: HY-140121</p> <p>m-PEG6-SS-PEG6-methyl is a cleavable 12 unit PEG ADC linker used in the synthesis of antibody-drug conjugates (ADCs).</p> <p>Purity: >98% Clinical Data: No Development Reported Size: 1 mg, 5 mg</p> 
<p>m-PEG7-Amine</p> <p style="text-align: right;">Cat. No.: HY-120237</p> <p>m-PEG7-Amine is a PEG-based PROTAC linker can be used in the synthesis of PROTACs. m-PEG7-Amine is a cleavable ADC linker used in the synthesis of antibody-drug conjugates (ADCs).</p> <p>Purity: >98% Clinical Data: No Development Reported Size: 1 mg, 5 mg</p> 	<p>m-PEG7-CH2CH2CHO</p> <p style="text-align: right;">Cat. No.: HY-130185</p> <p>m-PEG7-CH2CH2CHO is a non-cleavable ADC linker used in the synthesis of antibody-drug conjugates (ADCs). m-PEG7-CH2CH2CHO is also a PEG-based PROTAC linker that can be used in the synthesis of PROTACs.</p> <p>Purity: >98% Clinical Data: No Development Reported Size: 1 mg, 5 mg</p> 
<p>m-PEG7-CH2CH2COOH</p> <p style="text-align: right;">Cat. No.: HY-130151</p> <p>m-PEG7-CH2CH2COOH is a non-cleavable ADC linker used in the synthesis of antibody-drug conjugates (ADCs). m-PEG7-CH2CH2COOH is also a PEG-based PROTAC linker that can be used in the synthesis of PROTACs.</p> <p>Purity: >98% Clinical Data: No Development Reported Size: 1 mg, 5 mg</p> 	<p>m-PEG7-Ms</p> <p style="text-align: right;">Cat. No.: HY-130528</p> <p>m-PEG7-Ms is a PEG-based PROTAC linker can be used in the synthesis of PROTACs. m-PEG7-Ms is a cleavable ADC linker used in the synthesis of antibody-drug conjugates (ADCs).</p> <p>Purity: >98% Clinical Data: No Development Reported Size: 1 mg, 5 mg</p> 


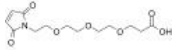
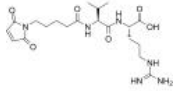
<p>m-PEG8-Amine</p> <p style="text-align: right;">Cat. No.: HY-W040236</p> <p>m-PEG8-Amine is a cleavable ADC linker used in the synthesis of antibody-drug conjugates (ADCs).</p>  <p>Purity: >98% Clinical Data: No Development Reported Size: 50 mg</p>	<p>m-PEG8-Ms</p> <p style="text-align: right;">Cat. No.: HY-117031</p> <p>m-PEG8-Ms is a PEG-based PROTAC linker can be used in the synthesis of PROTACs. m-PEG8-Ms is a cleavable ADC linker used in the synthesis of antibody-drug conjugates (ADCs).</p>  <p>Purity: >98% Clinical Data: No Development Reported Size: 1 mg, 5 mg</p>
<p>m-PEG8-NHS ester</p> <p style="text-align: right;">Cat. No.: HY-W019793</p> <p>m-PEG8-NHS ester is a non-cleavable 8 unit PEG ADC linker used in the synthesis of antibody-drug conjugates (ADCs).</p>  <p>Purity: >98% Clinical Data: No Development Reported Size: 1 mg, 5 mg</p>	<p>m-PEG9-Amine</p> <p style="text-align: right;">Cat. No.: HY-130571</p> <p>m-PEG9-Amine is a PEG-based PROTAC linker can be used in the synthesis of PROTACs. m-PEG9-Amine is a cleavable ADC linker used in the synthesis of antibody-drug conjugates (ADCs).</p>  <p>Purity: >98% Clinical Data: No Development Reported Size: 50 mg</p>
<p>MAC glucuronide linker-1</p> <p style="text-align: right;">Cat. No.: HY-44221</p> <p>MAC glucuronide linker-1 is a cleavable ADC linker for antibody-drug-conjugations (ADCs).</p>  <p>Purity: 95.91% Clinical Data: No Development Reported Size: 100 mg, 250 mg, 500 mg</p>	<p>MAC glucuronide linker-2</p> <p style="text-align: right;">Cat. No.: HY-44222</p> <p>MAC glucuronide linker-2 is a cleavable ADC linker used in the synthesis of antibody-drug conjugates (ADCs).</p>  <p>Purity: 99.38% Clinical Data: No Development Reported Size: 100 mg, 500 mg, 1 g</p>
<p>Mal-Ala-Ala-PAB-PNP</p> <p style="text-align: right;">Cat. No.: HY-139856</p> <p>Mal-Ala-Ala-PAB-PNP is a cleavable ADC linker used in the synthesis of antibody-drug conjugates (ADCs).</p>  <p>Purity: >98% Clinical Data: No Development Reported Size: 1 mg, 5 mg</p>	<p>Mal-amido-(CH2COOH)2</p> <p style="text-align: right;">Cat. No.: HY-23642</p> <p>Mal-amido-(CH2COOH)2, compound 7a, is a maleimidoethyl-containing intermediate for hydrophilic ADC linker.</p>  <p>Purity: >98% Clinical Data: No Development Reported Size: 1 mg, 5 mg</p>
<p>Mal-amido-PEG1-C2-NHS ester</p> <p style="text-align: right;">Cat. No.: HY-126507</p> <p>Mal-amido-PEG1-C2-NHS ester is a noncleavable ADC linker containing a maleimide group and an NHS ester. The NHS ester can be used to label the primary amines (-NH2) of proteins, amine-modified oligonucleotides, and other amine-containing molecules.</p>  <p>Purity: 99.90% Clinical Data: No Development Reported Size: 100 mg</p>	<p>Mal-amido-PEG10-C2-NHS ester</p> <p style="text-align: right;">Cat. No.: HY-126509</p> <p>Mal-amido-PEG10-C2-NHS ester is a noncleavable ADC linker containing a maleimide group and an NHS ester. The NHS ester can be used to label the primary amines (-NH2) of proteins, amine-modified oligonucleotides, and other amine-containing molecules.</p>  <p>Purity: 95.23% Clinical Data: No Development Reported Size: 100 mg, 500 mg, 1 g</p>

<p>Mal-amido-PEG2-NHS ester</p> <p style="text-align: right;">Cat. No.: HY-W040289</p>	<p>Mal-amido-PEG2-Val-Cit-PAB-OH</p> <p style="text-align: right;">Cat. No.: HY-140146</p>
<p>Mal-amido-PEG2-NHS ester is a noncleavable ADC linker containing a maleimide group and an NHS ester. The NHS ester can be used to label the primary amines (-NH₂) of proteins, amine-modified oligonucleotides, and other amine-containing molecules.</p> <p style="text-align: center;"></p> <p>Purity: 98.14% Clinical Data: No Development Reported Size: 1 g, 10 g</p>	<p>Mal-amido-PEG2-Val-Cit-PAB-OH is a cleavable 2 unit PEG ADC linker used in the synthesis of antibody-drug conjugates (ADCs).</p> <p style="text-align: center;"></p> <p>Purity: >98% Clinical Data: Size: 1 mg, 5 mg</p>
<p>Mal-amido-PEG2-Val-Cit-PAB-PNP</p> <p style="text-align: right;">Cat. No.: HY-140147</p>	<p>Mal-amido-PEG3-C1-PFP ester</p> <p style="text-align: right;">Cat. No.: HY-133574</p>
<p>Mal-amido-PEG2-Val-Cit-PAB-PNP is a cleavable 2 unit PEG ADC linker used in the synthesis of antibody-drug conjugates (ADCs).</p> <p style="text-align: center;"></p> <p>Purity: >98% Clinical Data: Size: 1 mg, 5 mg</p>	<p>Mal-amido-PEG3-C1-PFP ester is a non-cleavable 3 unit PEG ADC linker used in the synthesis of antibody-drug conjugates (ADCs).</p> <p style="text-align: center;"></p> <p>Purity: >98% Clinical Data: No Development Reported Size: 1 mg, 5 mg</p>
<p>Mal-amido-PEG3-C1-NHS ester</p> <p style="text-align: right;">Cat. No.: HY-133582</p>	<p>Mal-amido-PEG5-C2-NHS ester</p> <p style="text-align: right;">Cat. No.: HY-126508</p>
<p>Mal-amido-PEG3-C1-NHS ester is a non-cleavable 3 unit PEG ADC linker used in the synthesis of antibody-drug conjugates (ADCs).</p> <p style="text-align: center;"></p> <p>Purity: >98% Clinical Data: No Development Reported Size: 1 mg, 5 mg</p>	<p>Mal-amido-PEG10-C2-NHS ester is a noncleavable ADC linker containing a maleimide group and an NHS ester. The NHS ester can be used to label the primary amines (-NH₂) of proteins, amine-modified oligonucleotides, and other amine-containing molecules.</p> <p style="text-align: center;"></p> <p>Purity: >98% Clinical Data: No Development Reported Size: 100 mg</p>
<p>Mal-amido-PEG8-C2-acid</p> <p style="text-align: right;">Cat. No.: HY-101159</p>	<p>Mal-amido-PEG8-val-gly-PAB-OH</p> <p style="text-align: right;">Cat. No.: HY-141146</p>
<p>Mal-amido-PEG8-C2-acid (example 142) is a noncleavable ADC linker, extracted from patent US2018339985.</p> <p style="text-align: center;"></p> <p>Purity: 98.72% Clinical Data: No Development Reported Size: 50 mg, 100 mg, 500 mg</p>	<p>Mal-amido-PEG8-val-gly-PAB-OH is a cleavable 8 unit PEG ADC linker used in the synthesis of antibody-drug conjugates (ADCs).</p> <p style="text-align: center;"></p> <p>Purity: >98% Clinical Data: Size: 1 mg, 5 mg</p>
<p>Mal-amido-PEG9-Val-Ala-PAB-SG3200</p> <p style="text-align: right;">Cat. No.: HY-139956</p>	<p>Mal-bis-PEG3-DBCO</p> <p style="text-align: right;">Cat. No.: HY-136087</p>
<p>Mal-amido-PEG9-Val-Ala-PAB-SG3200 is a cleavable ADC linker conjugate used in the synthesis of antibody-drug conjugates (ADCs).</p> <p style="text-align: center;"></p> <p>Purity: >98% Clinical Data: No Development Reported Size: 1 mg, 5 mg</p>	<p>Mal-bis-PEG3-DBCO is a cleavable 3 unit PEG ADC linker used in the synthesis of antibody-drug conjugates (ADCs).</p> <p style="text-align: center;"></p> <p>Purity: >98% Clinical Data: Size: 1 mg, 5 mg</p>

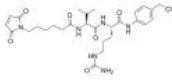
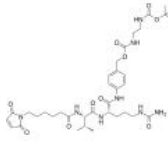
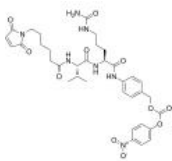
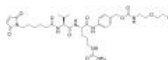
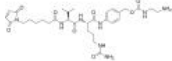
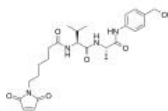
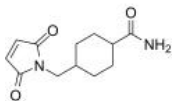
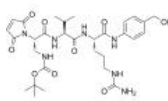
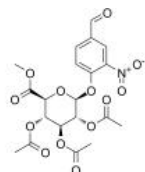
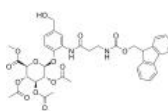
<p>Mal-C2-Gly3-EDA</p> <p>Cat. No.: HY-126673</p>	<p>Mal-C2-NHS ester</p> <p>Cat. No.: HY-126502</p>
<p>Mal-C2-Gly3-EDA is a cleavable ADC linker containing a Maleimide group. Mal-C2-Gly3-EDA is used for making antibody-drug conjugate.</p>  <p>Purity: >98% Clinical Data: No Development Reported Size: 1 mg, 5 mg</p>	<p>Mal-C2-NHS ester is a noncleavable ADC linker used in the synthesis of antibody-drug conjugates (ADCs).</p>  <p>Purity: >98% Clinical Data: No Development Reported Size: 250 mg</p>
<p>Mal-CO-PEG5-NHS ester</p> <p>Cat. No.: HY-133544</p>	<p>Mal-NH-ethyl-SS-propionic acid</p> <p>Cat. No.: HY-140120</p>
<p>Mal-CO-PEG5-NHS ester is a non-cleavable 5 unit PEG ADC linker used in the synthesis of antibody-drug conjugates (ADCs).</p>  <p>Purity: >98% Clinical Data: No Development Reported Size: 1 mg, 5 mg</p>	<p>Mal-NH-ethyl-SS-propionic acid is a cleavable ADC linker used in the synthesis of antibody-drug conjugates (ADCs).</p>  <p>Purity: 99.50% Clinical Data: Size: 25 mg, 50 mg, 100 mg</p>
<p>Mal-PEG1-acid</p> <p>Cat. No.: HY-126960</p>	<p>Mal-PEG1-NHS ester</p> <p>Cat. No.: HY-126886</p>
<p>Mal-PEG1-acid is a non-cleavable 1 unit PEG ADC linker used in the synthesis of antibody-drug conjugates (ADCs). Mal-PEG1-acid is a PEG-based PROTAC linker can be used in the synthesis of PROTACs.</p>  <p>Purity: 99.40% Clinical Data: No Development Reported Size: 100 mg, 250 mg</p>	<p>Mal-PEG1-NHS ester is a cleavable ADC linker used in the synthesis of antibody-drug conjugates (ADCs). Mal-PEG1-NHS ester is PEG-based PROTAC linker that can be used in the synthesis of PROTACs.</p>  <p>Purity: 98.41% Clinical Data: No Development Reported Size: 50 mg, 100 mg, 250 mg</p>
<p>Mal-PEG1-Val-Cit-OH</p> <p>Cat. No.: HY-133459</p>	<p>Mal-PEG1-Val-Cit-PAB-PNP</p> <p>Cat. No.: HY-140144</p>
<p>Mal-PEG1-Val-Cit-OH is a cleavable 1 unit PEG ADC linker used in the synthesis of antibody-drug conjugates (ADCs).</p>  <p>Purity: >98% Clinical Data: Size: 1 mg, 5 mg</p>	<p>Mal-PEG1-Val-Cit-PAB-PNP is a cleavable ADC linker used in the synthesis of antibody-drug conjugates (ADCs).</p>  <p>Purity: >98% Clinical Data: No Development Reported Size: 1 mg, 5 mg</p>
<p>Mal-PEG1-Val-Cit-PABC-OH</p> <p>Cat. No.: HY-130944</p>	<p>Mal-PEG2-acid</p> <p>Cat. No.: HY-130442</p>
<p>Mal-PEG1-Val-Cit-PABC-OH is a cleavable 1 unit PEG ADC linker used in the synthesis of antibody-drug conjugates (ADCs).</p>  <p>Purity: >98% Clinical Data: No Development Reported Size: 1 mg, 5 mg</p>	<p>Mal-PEG2-acid is a non-cleavable ADC linker used in the synthesis of antibody-drug conjugates (ADCs). Mal-PEG2-acid can be conjugated to Tubulysin (HY-128914) and its derivative cytotoxic molecule. Mal-PEG2-acid is also a PROTAC linker that can be used in the synthesis of PROTACs.</p>  <p>Purity: >98% Clinical Data: No Development Reported Size: 1 mg, 5 mg</p>

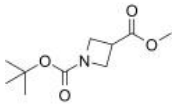
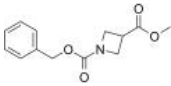
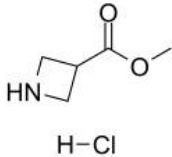
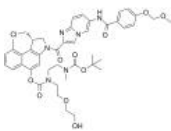


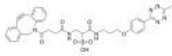
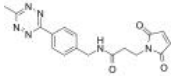


<p>Mal-PEG2-bis-PEG3-BCN</p> <p style="text-align: right;">Cat. No.: HY-136060</p> <p>Mal-PEG2-bis-PEG3-BCN is a cleavable 5 unit PEG ADC linker used in the synthesis of antibody-drug conjugates (ADCs).</p>  <p>Purity: >98% Clinical Data: Size: 1 mg, 5 mg</p>	<p>Mal-PEG2-NHS ester</p> <p style="text-align: right;">Cat. No.: HY-126504</p> <p>Mal-PEG2-NHS ester is a noncleavable ADC linker containing a Maleimide group, 2-unit PEG and an NHS ester.</p>  <p>Purity: 98.06% Clinical Data: No Development Reported Size: 250 mg</p>
<p>Mal-PEG2-Val-Cit-amido-PAB-OH</p> <p style="text-align: right;">Cat. No.: HY-130222</p> <p>Mal-PEG2-Val-Cit-amido-PAB-OH is a cleavable ADC linker used in the synthesis of antibody-drug conjugates (ADCs). Mal-PEG2-Val-Cit-amido-PAB-OH also can be used as a PROTAC linker that can be used in the synthesis of PROTACs.</p>  <p>Purity: >98% Clinical Data: No Development Reported Size: 1 mg, 5 mg</p>	<p>Mal-PEG2-Val-Cit-PABA</p> <p style="text-align: right;">Cat. No.: HY-145489</p> <p>Mal-PEG2-Val-Cit-PABA is a cleavable ADC linker used in the synthesis of antibody-drug conjugates (ADCs).</p>  <p>Purity: >98% Clinical Data: No Development Reported Size: 1 mg, 5 mg</p>
<p>Mal-PEG2-Val-Cit-PABA-PNP</p> <p style="text-align: right;">Cat. No.: HY-131156</p> <p>Mal-PEG2-Val-Cit-PABA-PNP is a cleavable ADC linker used in the synthesis of antibody-drug conjugates (ADCs).</p>  <p>Purity: >98% Clinical Data: No Development Reported Size: 1 mg, 5 mg</p>	<p>Mal-PEG2-VCP-NB</p> <p style="text-align: right;">Cat. No.: HY-130084</p> <p>Mal-PEG2-VCP-NB is a cleavable ADC linker containing a Maleimide group, 2-unit PEG and a VCP NB.</p>  <p>Purity: 95.38% Clinical Data: No Development Reported Size: 100 mg, 500 mg</p>
<p>Mal-PEG3-C1-NHS ester</p> <p style="text-align: right;">Cat. No.: HY-133581</p> <p>Mal-PEG3-C1-NHS ester is a non-cleavable 3 unit PEG ADC linker used in the synthesis of antibody-drug conjugates (ADCs).</p>  <p>Purity: >98% Clinical Data: No Development Reported Size: 1 mg, 5 mg</p>	<p>Mal-PEG3-NHS ester</p> <p style="text-align: right;">Cat. No.: HY-129526</p> <p>Mal-PEG3-NHS ester is a noncleavable ADC linker containing a Maleimide group. Mal-PEG3-NHS ester is used for making antibody-drug conjugate.</p>  <p>Purity: 98.75% Clinical Data: No Development Reported Size: 25 mg, 50 mg, 100 mg</p>
<p>Mal-PEG4-(PEG3-DBCO)-(PEG3-TCO)</p> <p style="text-align: right;">Cat. No.: HY-136084</p> <p>Mal-PEG4-(PEG3-DBCO)-(PEG3-TCO) is a cleavable 10 unit PEG ADC linker used in the synthesis of antibody-drug conjugates (ADCs).</p>  <p>Purity: >98% Clinical Data: No Development Reported Size: 1 mg, 5 mg</p>	<p>Mal-PEG4-bis-PEG3-DBCO</p> <p style="text-align: right;">Cat. No.: HY-130971</p> <p>Mal-PEG4-bis-PEG3-DBCO is a cleavable 7 unit PEG ADC linker used in the synthesis of antibody-drug conjugates (ADCs).</p>  <p>Purity: >98% Clinical Data: Size: 1 mg, 5 mg</p>

<p>Mal-PEG4-bis-PEG3-methyltetrazine</p> <p>Cat. No.: HY-130953</p> <p>Mal-PEG4-bis-PEG3-methyltetrazine is a cleavable 7 unit PEG ADC linker used in the synthesis of antibody-drug conjugates (ADCs).</p>  <p>Purity: >98% Clinical Data: Size: 1 mg, 5 mg</p>	<p>Mal-PEG4-bis-PEG4-propargyl</p> <p>Cat. No.: HY-130973</p> <p>Mal-PEG4-bis-PEG4-propargyl is a cleavable 8 unit PEG ADC linker used in the synthesis of antibody-drug conjugates (ADCs).</p>  <p>Purity: >98% Clinical Data: Size: 1 mg, 5 mg</p>
<p>Mal-PEG4-PFP ester</p> <p>Cat. No.: HY-126506</p> <p>Mal-PEG4-PFP ester is a noncleavable ADC linker containing a Maleimide group, 4-unit PEG and a PFP ester.</p>  <p>Purity: >98% Clinical Data: No Development Reported Size: 1 mg, 5 mg</p>	<p>Mal-PEG4-VA</p> <p>Cat. No.: HY-126669</p> <p>Mal-PEG4-VA is a cleavable ADC linker containing a Maleimide group. Mal-PEG4-VA is used for making antibody-drug conjugate.</p>  <p>Purity: >98% Clinical Data: No Development Reported Size: 1 mg, 5 mg</p>
<p>Mal-PEG4-Val-Cit-PAB</p> <p>Cat. No.: HY-126672</p> <p>Mal-PEG4-Val-Cit-PAB is a cleavable ADC linker containing a Maleimide group. Mal-PEG4-Val-Cit-PAB is used in the synthesis of antibody-drug conjugates (ADCs).</p>  <p>Purity: >98% Clinical Data: No Development Reported Size: 1 mg, 5 mg</p>	<p>Mal-PEG4-Val-Cit-PAB-OH</p> <p>Cat. No.: HY-140143</p> <p>Mal-PEG4-Val-Cit-PAB-OH is a cleavable 4 unit PEG ADC linker used in the synthesis of antibody-drug conjugates (ADCs).</p>  <p>Purity: >98% Clinical Data: Size: 1 mg, 5 mg</p>
<p>Mal-PEG4-Val-Cit-PAB-PNP</p> <p>Cat. No.: HY-140145</p> <p>Mal-PEG4-Val-Cit-PAB-PNP is a cleavable 4 unit PEG ADC linker used in the synthesis of antibody-drug conjugates (ADCs).</p>  <p>Purity: 98.05% Clinical Data: No Development Reported Size: 50 mg, 100 mg</p>	<p>Mal-PEG4-VC-PAB-DMEA</p> <p>Cat. No.: HY-126668</p> <p>Mal-PEG4-VC-PAB-DMEA is a cleavable ADC linker containing a Maleimide group. Mal-PEG4-VC-PAB-DMEA is used in the synthesis of antibody-drug conjugates (ADCs).</p>  <p>Purity: >98% Clinical Data: No Development Reported Size: 5 mg, 10 mg, 25 mg, 50 mg, 100 mg</p>
<p>Mal-PEG6-NHS ester</p> <p>Cat. No.: HY-130085</p> <p>Mal-PEG6-NHS ester is a noncleavable ADC linker containing a Maleimide group, 6-unit PEG and a NHS ester.</p>  <p>Purity: ≥95.0% Clinical Data: No Development Reported Size: 25 mg, 50 mg, 100 mg</p>	<p>Mal-Ph-CONH-PEG4-NHS ester</p> <p>Cat. No.: HY-133545</p> <p>Mal-Ph-CONH-PEG4-NHS ester is a non-cleavable 4 unit PEG ADC linker used in the synthesis of antibody-drug conjugates (ADCs).</p>  <p>Purity: >98% Clinical Data: No Development Reported Size: 1 mg, 5 mg</p>

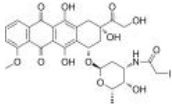
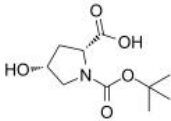
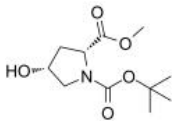
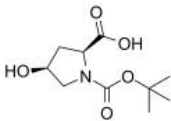
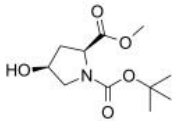
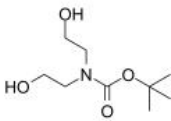
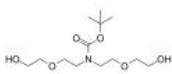


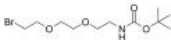
<p>Mal-Phe-C4-Val-Cit-PAB</p> <p>Cat. No.: HY-126671</p>	<p>Mal-Phe-C4-Val-Cit-PAB-DMEA</p> <p>Cat. No.: HY-126674</p>
<p>Mal-Phe-C4-Val-Cit-PAB is a cleavable ADC linker containing a Maleimide group. Mal-Phe-C4-Val-Cit-PAB is used for making antibody-drug conjugate.</p>  <p>Purity: >98% Clinical Data: No Development Reported Size: 1 mg, 5 mg</p>	<p>Mal-Phe-C4-Val-Cit-PAB-DMEA is a cleavable ADC linker containing a Maleimide group. Mal-Phe-C4-Val-Cit-PAB-DMEA is used for making antibody-drug conjugate.</p>  <p>Purity: >98% Clinical Data: No Development Reported Size: 1 mg, 5 mg</p>
<p>Mal-Sulfo-DBCO</p> <p>Cat. No.: HY-140306</p>	<p>Mal-PEG4-NHS ester</p> <p>Cat. No.: HY-126505</p>
<p>Mal-Sulfo-DBCO is a cleavable ADC linker used in the synthesis of antibody-drug conjugates (ADCs).</p>  <p>Purity: >98% Clinical Data: Size: 1 mg, 5 mg</p>	<p>Mal-PEG4-NHS ester is a non-cleavable ADC linker which links Quantum dots (QDs) with PEGylated liposomes.</p>  <p>Purity: 99.10% Clinical Data: No Development Reported Size: 50 mg, 100 mg, 250 mg</p>
<p>Maleimide-DOTA (Maleimido-mono-amide-DOTA)</p> <p>Cat. No.: HY-133540</p>	<p>Maleimide-PEG2-hydrazide TFA</p> <p>Cat. No.: HY-136097</p>
<p>Maleimide-DOTA is a non-cleavable ADC linker used in the synthesis of antibody-drug conjugates (ADCs).</p>  <p>Purity: ≥98.0% Clinical Data: No Development Reported Size: 50 mg, 100 mg</p>	<p>Maleimide-PEG2-hydrazide (TFA) is a cleavable 2 unit PEG ADC linker used in the synthesis of antibody-drug conjugates (ADCs).</p>  <p>Purity: >98% Clinical Data: Size: 1 mg, 5 mg</p>
<p>Maleimido-tri(ethylene glycol)-propionic acid (Mal-PEG3-acid)</p> <p>Cat. No.: HY-130426</p>	<p>MC(C5)-Val-Cit</p> <p>Cat. No.: HY-141143</p>
<p>Maleimido-tri(ethylene glycol)-propionic acid is a cleavable ADC linker used in the synthesis of antibody-drug conjugates (ADCs).</p>  <p>Purity: 99.14% Clinical Data: No Development Reported Size: 100 mg, 250 mg</p>	<p>MC(C5)-Val-Cit is a cleavable ADC linker used in the synthesis of antibody-drug conjugates (ADCs).</p>  <p>Purity: >98% Clinical Data: No Development Reported Size: 1 mg, 5 mg</p>
<p>MC-AAA-NHCH2OCH2COOH</p> <p>Cat. No.: HY-132159</p>	<p>MC-Gly-Gly-Phe</p> <p>Cat. No.: HY-44235</p>
<p>MC-AAA-NHCH2OCH2COOH (compound 20) is a cleavable ADC linker that is used for making antibody-drug conjugate (ADC).</p>  <p>Purity: >98% Clinical Data: No Development Reported Size: 1 mg, 5 mg</p>	<p>MC-Gly-Gly-Phe is a cleavable linker used for antibody-drug conjugates (ADC).</p>  <p>Purity: 96.57% Clinical Data: No Development Reported Size: 10 mg, 50 mg, 100 mg, 500 mg</p>

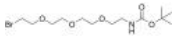




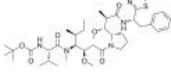
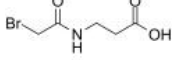
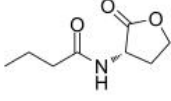
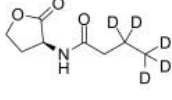
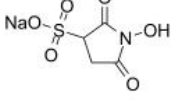
<p>MC-Gly-Gly-Phe-Gly</p> <p>Cat. No.: HY-44246</p>	<p>MC-Gly-Gly-Phe-Gly-NH-CH₂-O-CH₂COOH</p> <p>Cat. No.: HY-131990</p>
<p>MC-Gly-Gly-Phe-Gly is a cleavable ADC linker used for antibody-drug conjugates (ADCs).</p>  <p>Purity: >98% Clinical Data: No Development Reported Size: 100 mg</p>	<p>MC-Gly-Gly-Phe-Gly-NH-CH₂-O-CH₂COOH is a cleavable ADC linker used in the synthesis of antibody-drug conjugates (ADCs).</p>  <p>Purity: >98% Clinical Data: No Development Reported Size: 5 mg, 10 mg, 50 mg, 100 mg</p>
<p>Mc-Gly-Gly-Phe-Gly-PAB-OH (Mc-GGFG-PAB-OH)</p> <p>Cat. No.: HY-136432</p>	<p>Mc-Gly-Gly-Phe-Gly-PAB-OH TFA (Mc-GGFG-PAB-OH TFA)</p> <p>Cat. No.: HY-136432A</p>
<p>Mc-Gly-Gly-Phe-Gly-PAB-OH (Mc-GGFG-PAB-OH) is a cleavable ADC linker used for antibody-drug conjugates (ADCs).</p>  <p>Purity: >98% Clinical Data: No Development Reported Size: 1 mg, 5 mg</p>	<p>Mc-Gly-Gly-Phe-Gly-PAB-OH (Mc-GGFG-PAB-OH) TFA is a cleavable ADC linker used for antibody-drug conjugates (ADCs).</p>  <p>Purity: 96.81% Clinical Data: No Development Reported Size: 25 mg, 50 mg, 100 mg</p>
<p>Mc-Leu-Gly-Arg</p> <p>Cat. No.: HY-128927</p>	<p>Mc-O-Si(di-iso)-Cl</p> <p>Cat. No.: HY-130817</p>
<p>Mc-Leu-Gly-Arg is a cleavable ether linker for antibody-drug conjugates (ADC) design.</p>  <p>Purity: >98% Clinical Data: Size: 1 mg, 5 mg</p>	<p>Mc-O-Si(di-iso)-Cl is a cleavable ADC linker used in the synthesis of antibody-drug conjugates (ADCs), such as Gemcitabine-O-Si(di-iso)-O-Mc (HY-130812).</p>  <p>Purity: >98% Clinical Data: No Development Reported Size: 1 mg, 5 mg</p>
<p>MC-PEG2-C2-NHS ester</p> <p>Cat. No.: HY-126510</p>	<p>MC-Val-Ala-OH</p> <p>Cat. No.: HY-101153</p>
<p>MC-PEG2-C2-NHS ester is a noncleavable 2-unit PEG linker used in the synthesis of antibody-drug conjugates (ADCs).</p>  <p>Purity: >98% Clinical Data: No Development Reported Size: 100 mg, 1 g</p>	<p>MC-Val-Ala-OH is a cleavable ADC linker used in the synthesis of antibody-drug conjugates (ADCs).</p>  <p>Purity: 98.55% Clinical Data: No Development Reported Size: 100 mg</p>
<p>MC-Val-Ala-PAB-PNP</p> <p>Cat. No.: HY-135975</p>	<p>MC-Val-Cit-PAB</p> <p>Cat. No.: HY-78738</p>
<p>MC-Val-Ala-PAB-PNP is a cleavable ADC linker used in the synthesis of antibody-drug conjugates (ADCs).</p>  <p>Purity: 99.34% Clinical Data: No Development Reported Size: 10 mg, 50 mg</p>	<p>MC-Val-Cit-PAB is a cathepsin cleavable ADC linker that is used for making antibody-drug conjugate.</p>  <p>Purity: 99.33% Clinical Data: No Development Reported Size: 250 mg, 500 mg, 1 g, 2 g</p>

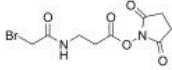
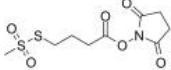
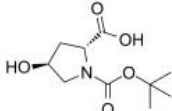
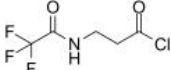
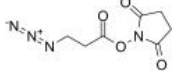
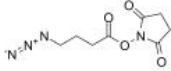
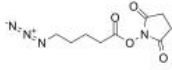
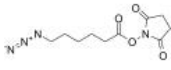
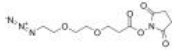

<p>Mc-Val-Cit-PAB-Cl</p> <p>Cat. No.: HY-112099</p> <p>Mc-Val-Cit-PAB-Cl is a cleavable ADC linker. Mc-Val-Cit-PAB-Cl can be used to conjugate MMAE and antibody to form antibody-MC-vc-MMAE (e.g., anti-CD22-MC-VC-PABC-MMAE with IC₅₀s of 3.3 and 0.95 nM for BJAB and WSU cell lines in cytotoxicity assay).</p> <p>Purity: ≥95.0% Clinical Data: No Development Reported Size: 100 mg</p> 	<p>MC-Val-Cit-PAB-NH-C2-NH-Boc</p> <p>Cat. No.: HY-132973</p> <p>MC-Val-Cit-PAB-NH-C2-NH-Boc is a cathepsin cleavable ADC linker used in the synthesis of antibody-drug conjugates (ADCs).</p> <p>Purity: ≥95.0% Clinical Data: No Development Reported Size: 5 mg, 10 mg, 25 mg, 50 mg, 100 mg</p> 
<p>Mc-Val-Cit-PABC-PNP</p> <p>Cat. No.: HY-20336</p> <p>Mc-Val-Cit-PABC-PNP is a cathepsin cleavable ADC linker used in the synthesis of antibody-drug conjugates (ADCs).</p> <p>Purity: 98.80% Clinical Data: No Development Reported Size: 10 mg, 100 mg, 500 mg, 1 g</p> 	<p>MC-VC-PAB-Azide</p> <p>Cat. No.: HY-136138</p> <p>MC-VC-PAB-Azide is a cleavable ADC linker used in the synthesis of antibody-drug conjugates (ADCs).</p> <p>Purity: >98% Clinical Data: No Development Reported Size: 10 mg, 50 mg, 100 mg</p> 
<p>MC-VC-PAB-NH2</p> <p>Cat. No.: HY-136132</p> <p>MC-VC-PAB-NH₂ is a cleavable ADC linker used in the synthesis of antibody-drug conjugates (ADCs).</p> <p>Purity: >98% Clinical Data: No Development Reported Size: 1 mg, 5 mg</p> 	<p>Mc-Val-Ala-PAB</p> <p>Cat. No.: HY-126364</p> <p>Mc-Val-Ala-PAB is a cleavable ADC linker used in the synthesis of antibody-drug conjugates (ADCs).</p> <p>Purity: >98% Clinical Data: No Development Reported Size: 1 mg, 5 mg</p> 
<p>MCC</p> <p>Cat. No.: HY-132251</p> <p>MCC is non-cleavable ADC linker used in the synthesis of antibody-drug conjugates (ADCs), such as MCC-DM1.</p> <p>Purity: ≥95.0% Clinical Data: No Development Reported Size: 5 mg, 10 mg, 50 mg, 100 mg</p> 	<p>mDPR(Boc)-Val-Cit-PAB</p> <p>Cat. No.: HY-126670</p> <p>mDPR(Boc)-Val-Cit-PAB is a cleavable ADC linker used as a linker for antibody-drug conjugates (ADC).</p> <p>Purity: >98% Clinical Data: No Development Reported Size: 1 mg, 5 mg</p> 
<p>Me-triacetyl-β-D-glucopyranuronate-Ph-ald-NO2</p> <p>Cat. No.: HY-131086</p> <p>Me-triacetyl-β-D-glucopyranuronate-Ph-ald-NO₂ is a cleavable ADC linker used in the synthesis of antibody-drug conjugates (ADCs).</p> <p>Purity: >98% Clinical Data: No Development Reported Size: 1 mg, 5 mg</p> 	<p>Me-triacetyl-β-D-glucopyranuronate-Ph-CH2OH-Fmoc</p> <p>Cat. No.: HY-131087</p> <p>Me-triacetyl-β-D-glucopyranuronate-Ph-CH₂OH-Fmoc is a cleavable ADC linker used in the synthesis of antibody-drug conjugates (ADCs).</p> <p>Purity: >98% Clinical Data: No Development Reported Size: 1 mg, 5 mg</p> 




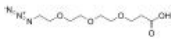
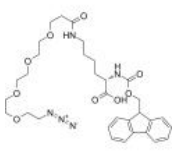
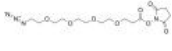


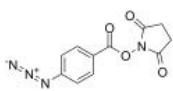
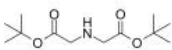
<p>Methyl 1-Boc-azetidine-3-carboxylate</p> <p>Cat. No.: HY-40151</p> <p>Methyl 1-Boc-azetidine-3-carboxylate is a non-cleavable ADC linker used in the synthesis of antibody-drug conjugates (ADCs). Methyl 1-Boc-azetidine-3-carboxylate is also a alkyl chain-based PROTAC linker that can be used in the synthesis of PROTACs¹.</p> <p>Purity: >98% Clinical Data: No Development Reported Size: 500 mg, 1 g</p> 	<p>Methyl 1-Cbz-azetidine-3-carboxylate</p> <p>Cat. No.: HY-W019226</p> <p>Methyl 1-Cbz-azetidine-3-carboxylate is a non-cleavable ADC linker used in the synthesis of antibody-drug conjugates (ADCs). Methyl 1-Cbz-azetidine-3-carboxylate is also a alkyl chain-based PROTAC linker that can be used in the synthesis of PROTACs¹.</p> <p>Purity: >98% Clinical Data: No Development Reported Size: 1 mg, 5 mg</p> 
<p>Methyl azetidine-3-carboxylate hydrochloride</p> <p>Cat. No.: HY-33615</p> <p>Methyl azetidine-3-carboxylate hydrochloride is a non-cleavable ADC linker used in the synthesis of antibody-drug conjugates (ADCs). Methyl azetidine-3-carboxylate hydrochloride is also a alkyl chain-based PROTAC linker that can be used in the synthesis of PROTACs¹.</p> <p>Purity: >98% Clinical Data: No Development Reported Size: 250 mg, 500 mg</p> 	<p>MethylCBI-azaindole-benzamide-MOM-Boc-ethylenediamine-D</p> <p>Cat. No.: HY-145488</p> <p>MethylCBI-azaindole-benzamide-MOM-Boc-ethylenediamine-D is a cleavable ADC linker used in the synthesis of antibody-drug conjugates (ADCs).</p> <p>Purity: >98% Clinical Data: No Development Reported Size: 1 mg, 5 mg</p> 
<p>Methylcyclopropene-PEG3-amine</p> <p>Cat. No.: HY-136047</p> <p>Methylcyclopropene-PEG3-amine is a cleavable 3 unit PEG ADC linker used in the synthesis of antibody-drug conjugates (ADCs).</p> <p>Purity: >98% Clinical Data: No Development Reported Size: 1 mg, 5 mg</p> 	<p>Methylcyclopropene-PEG4-NHS</p> <p>Cat. No.: HY-136048</p> <p>Methylcyclopropene-PEG4-NHS is a cleavable 4 unit PEG ADC linker used in the synthesis of antibody-drug conjugates (ADCs).</p> <p>Purity: >98% Clinical Data: No Development Reported Size: 1 mg, 5 mg</p> 
<p>Methyltetrazine-DBCO</p> <p>Cat. No.: HY-140313</p> <p>Methyltetrazine-DBCO is a non-cleavable ADC linker used in the synthesis of antibody-drug conjugates (ADCs).</p> <p>Purity: >98% Clinical Data: No Development Reported Size: 1 mg, 5 mg</p> 	<p>Methyltetrazine-Maleimide</p> <p>Cat. No.: HY-136104</p> <p>Methyltetrazine-Maleimide is a cleavable ADC linker used in the synthesis of antibody-drug conjugates (ADCs).</p> <p>Purity: >98% Clinical Data: No Development Reported Size: 1 mg, 5 mg</p> 
<p>Methyltetrazine-PEG4-aldehyde</p> <p>Cat. No.: HY-136074</p> <p>Methyltetrazine-PEG4-aldehyde is a cleavable 4 unit PEG ADC linker used in the synthesis of antibody-drug conjugates (ADCs).</p> <p>Purity: >98% Clinical Data: No Development Reported Size: 1 mg, 5 mg</p> 	<p>Methyltetrazine-PEG4-hydrazone-DBCO</p> <p>Cat. No.: HY-136079</p> <p>Methyltetrazine-PEG4-hydrazone-DBCO is a cleavable 4 unit PEG ADC linker used in the synthesis of antibody-drug conjugates (ADCs).</p> <p>Purity: >98% Clinical Data: No Development Reported Size: 1 mg, 5 mg</p> 

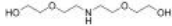

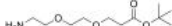

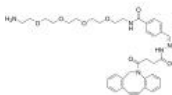
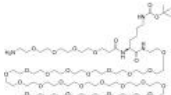




<p>Methyltetrazine-PEG4-oxyamine</p> <p>Cat. No.: HY-136056</p>	<p>Methyltetrazine-PEG4-SS-NHS ester</p> <p>Cat. No.: HY-133466</p>
<p>Methyltetrazine-PEG4-oxyamine is a cleavable 4 unit PEG ADC linker used in the synthesis of antibody-drug conjugates (ADCs).</p>  <p>Purity: >98% Clinical Data: No Development Reported Size: 1 mg, 5 mg</p>	<p>Methyltetrazine-PEG4-SS-NHS ester is a cleavable 4 unit PEG ADC linker used in the synthesis of antibody-drug conjugates (ADCs).</p>  <p>Purity: >98% Clinical Data: Size: 1 mg, 5 mg</p>
<p>Methyltetrazine-PEG4-SS-PEG4-methyltetrazine</p> <p>Cat. No.: HY-130943</p>	<p>Methyltetrazine-SS-NHS</p> <p>Cat. No.: HY-136033</p>
<p>Methyltetrazine-PEG4-SS-PEG4-methyltetrazine is a cleavable 8 unit PEG ADC linker used in the synthesis of antibody-drug conjugates (ADCs).</p>  <p>Purity: >98% Clinical Data: Size: 1 mg, 5 mg</p>	<p>Methyltetrazine-SS-NHS is a cleavable ADC linker used in the synthesis of antibody-drug conjugates (ADCs).</p>  <p>Purity: >98% Clinical Data: Size: 1 mg, 5 mg</p>
<p>Methyltetrazine-SS-PEG4-Biotin</p> <p>Cat. No.: HY-136035</p>	<p>MP-PEG4-VK(Boc)G-OSu</p> <p>Cat. No.: HY-132163</p>
<p>Methyltetrazine-SS-PEG4-Biotin is a cleavable 4 unit PEG ADC linker used in the synthesis of antibody-drug conjugates (ADCs).</p>  <p>Purity: >98% Clinical Data: No Development Reported Size: 1 mg, 5 mg</p>	<p>MP-PEG4-VK(Boc)G-OSu is a cleavable ADC linker used in the synthesis of antibody-drug conjugates (ADCs).</p>  <p>Purity: >98% Clinical Data: No Development Reported Size: 1 mg, 5 mg</p>
<p>Mp-polymer ester</p> <p>Cat. No.: HY-128970</p>	<p>N,N-Bis(PEG2-alkyne)-N-amido-PEG2-thiol</p> <p>Cat. No.: HY-136130</p>
<p>Mp-polymer ester is a noncleavable ADC linker used in the synthesis of antibody-drug conjugates (ADCs).</p>  <p>Purity: >98% Clinical Data: Size: 1 mg, 5 mg</p>	<p>N,N-Bis(PEG2-alkyne)-N-amido-PEG2-thiol is a cleavable 4 unit PEG ADC linker used in the synthesis of antibody-drug conjugates (ADCs).</p>  <p>Purity: >98% Clinical Data: Size: 1 mg, 5 mg</p>
<p>N,N-Bis(PEG2-N3)-N-amido-PEG2-thiol</p> <p>Cat. No.: HY-136129</p>	<p>N-(5-Hydroxypentyl)maleimide</p> <p>Cat. No.: HY-130818</p>
<p>N,N-Bis(PEG2-N3)-N-amido-PEG2-thiol is a cleavable 4 unit PEG ADC linker used in the synthesis of antibody-drug conjugates (ADCs).</p>  <p>Purity: >98% Clinical Data: Size: 1 mg, 5 mg</p>	<p>N-(5-Hydroxypentyl)maleimide is a non-cleavable ADC linker used in the synthesis of antibody-drug conjugates (ADCs), such as Gemcitabine-O-Si(di-iso)-O-Mc (HY-130812).</p>  <p>Purity: 99.66% Clinical Data: No Development Reported Size: 100 mg, 500 mg, 1 g</p>

<p>N-(Iodoacetamido)-Doxorubicin</p> <p>Cat. No.: HY-141158</p> <p>N-(Iodoacetamido)-Doxorubicin is a cleavable ADC linker used in the synthesis of antibody-drug conjugates (ADCs).</p>  <p>Purity: >98% Clinical Data: No Development Reported Size: 1 mg, 5 mg</p>	<p>N-Boc-cis-4-Hydroxy-D-proline</p> <p>Cat. No.: HY-W002887</p> <p>N-Boc-cis-4-Hydroxy-D-proline is a non-cleavable ADC linker used in the synthesis of antibody-drug conjugates (ADCs). N-Boc-cis-4-Hydroxy-D-proline is also a alkyl chain-based PROTAC linker that can be used in the synth.</p>  <p>Purity: >98% Clinical Data: No Development Reported Size: 1 g, 5 g</p>
<p>N-Boc-cis-4-hydroxy-D-proline methyl ester</p> <p>Cat. No.: HY-W002680</p> <p>N-Boc-cis-4-hydroxy-D-proline methyl ester is a non-cleavable ADC linker used in the synthesis of antibody-drug conjugates (ADCs). N-Boc-cis-4-hydroxy-D-proline methyl ester is also a alkyl chain-based PROTAC linker that can be used in the synthesis of PROTACs¹.</p>  <p>Purity: >98% Clinical Data: No Development Reported Size: 1 g</p>	<p>N-Boc-cis-4-hydroxy-L-proline</p> <p>Cat. No.: HY-W002886</p> <p>N-Boc-cis-4-hydroxy-L-proline is a non-cleavable ADC linker used in the synthesis of antibody-drug conjugates (ADCs). N-Boc-cis-4-hydroxy-L-proline is also a alkyl chain-based PROTAC linker that can be used in the synthesis of PROTACs¹².</p>  <p>Purity: ≥97.0% Clinical Data: No Development Reported Size: 500 mg</p>
<p>N-Boc-cis-4-hydroxy-L-proline methyl ester</p> <p>Cat. No.: HY-Y0755</p> <p>N-Boc-cis-4-hydroxy-L-proline methyl ester is a non-cleavable ADC linker used in the synthesis of antibody-drug conjugates (ADCs). N-Boc-cis-4-hydroxy-L-proline methyl ester is also a alkyl chain-based PROTAC linker that can be used in the synthesis of PROTACs¹².</p>  <p>Purity: >98% Clinical Data: No Development Reported Size: 100 mg, 250 mg</p>	<p>N-Boc-diethanolamine</p> <p>Cat. No.: HY-W044078</p> <p>N-Boc-diethanolamine is an Alkyl/ether-based PROTAC linker can be used in the synthesis of PROTACs. N-Boc-diethanolamine is a cleavable ADC linker used in the synthesis of antibody-drug conjugates (ADCs).</p>  <p>Purity: >98% Clinical Data: No Development Reported Size: 500 mg</p>
<p>N-Boc-N-bis(PEG2-OH)</p> <p>Cat. No.: HY-117079</p> <p>N-Boc-N-bis(PEG2-OH) is a PEG/Alkyl/ether-based PROTAC linker can be used in the synthesis of PROTACs. N-Boc-N-bis(PEG2-OH) is a cleavable ADC linker used in the synthesis of antibody-drug conjugates (ADCs).</p>  <p>Purity: >98% Clinical Data: No Development Reported Size: 1 mg, 5 mg</p>	<p>N-Boc-N-bis(PEG4-OH)</p> <p>Cat. No.: HY-130449</p> <p>N-Boc-N-bis(PEG4-OH) is a PEG-based PROTAC linker can be used in the synthesis of PROTACs. N-Boc-N-bis(PEG4-OH) is a cleavable ADC linker used in the synthesis of antibody-drug conjugates (ADCs).</p>  <p>Purity: >98% Clinical Data: No Development Reported Size: 1 mg, 5 mg</p>
<p>N-Boc-PEG2-bromide</p> <p>Cat. No.: HY-130503</p> <p>N-Boc-PEG2-bromide is a PEG/Alkyl/ether-based PROTAC linker can be used in the synthesis of PROTACs. N-Boc-PEG2-bromide is a cleavable ADC linker used in the synthesis of antibody-drug conjugates (ADCs).</p>  <p>Purity: ≥95.0% Clinical Data: No Development Reported Size: 100 mg</p>	<p>N-Boc-PEG3-bromide</p> <p>Cat. No.: HY-W006445</p> <p>N-Boc-PEG3-bromide is a PEG/Alkyl/ether-based PROTAC linker can be used in the synthesis of PROTACs. N-Boc-PEG3-bromide is a cleavable ADC linker used in the synthesis of antibody-drug conjugates (ADCs).</p>  <p>Purity: >98% Clinical Data: No Development Reported Size: 1 mg, 5 mg</p>

<p>N-Boc-PEG4-bromide</p> <p style="text-align: right;">Cat. No.: HY-W046471</p> <p>N-Boc-PEG4-bromide is a PEG/Alkyl/ether-based PROTAC linker can be used in the synthesis of PROTACs. N-Boc-PEG4-bromide is a cleavable ADC linker used in the synthesis of antibody-drug conjugates (ADCs).</p>  <p>Purity: ≥95.0% Clinical Data: No Development Reported Size: 250 mg</p>	<p>N-Boc-PEG5-bromide</p> <p style="text-align: right;">Cat. No.: HY-120702</p> <p>N-Boc-PEG5-bromide is a PEG/Alkyl/ether-based PROTAC linker can be used in the synthesis of PROTACs. N-Boc-PEG5-bromide is a cleavable ADC linker used in the synthesis of antibody-drug conjugates (ADCs).</p>  <p>Purity: >98% Clinical Data: No Development Reported Size: 1 mg, 5 mg</p>
<p>N-Boc-PEG6-alcohol</p> <p style="text-align: right;">Cat. No.: HY-W071584</p> <p>N-Boc-PEG6-alcohol is a PEG/Alkyl/ether-based PROTAC linker can be used in the synthesis of PROTACs. N-Boc-PEG6-alcohol is a cleavable ADC linker used in the synthesis of antibody-drug conjugates (ADCs).</p>  <p>Purity: >98% Clinical Data: No Development Reported Size: 100 mg, 250 mg</p>	<p>N-Boc-PEG7-alcohol</p> <p style="text-align: right;">Cat. No.: HY-130505</p> <p>N-Boc-PEG7-alcohol is a PEG/Alkyl/ether-based PROTAC linker can be used in the synthesis of PROTACs. N-Boc-PEG7-alcohol is a cleavable ADC linker used in the synthesis of antibody-drug conjugates (ADCs).</p>  <p>Purity: >98% Clinical Data: No Development Reported Size: 1 mg, 5 mg</p>
<p>N-Boc-PEG9-alcohol</p> <p style="text-align: right;">Cat. No.: HY-W071583</p> <p>N-Boc-PEG9-alcohol is a PEG/Alkyl/ether-based PROTAC linker can be used in the synthesis of PROTACs. N-Boc-PEG9-alcohol is a cleavable ADC linker used in the synthesis of antibody-drug conjugates (ADCs).</p>  <p>Purity: >98% Clinical Data: No Development Reported Size: 1 mg, 5 mg</p>	<p>N-Boc-Val-Dil-Dap-Doe</p> <p style="text-align: right;">Cat. No.: HY-130976</p> <p>N-Boc-Val-Dil-Dap-Doe is a cleavable ADC linker used in the synthesis of antibody-drug conjugates (ADCs).</p>  <p>Purity: >98% Clinical Data: No Development Reported Size: 1 mg, 5 mg</p>
<p>N-Bromoacetyl-β-alanine</p> <p style="text-align: right;">Cat. No.: HY-141379</p> <p>N-Bromoacetyl-β-alanine is an alkyl chain-based PROTAC linker that can be used in the synthesis of PROTACs. N-Bromoacetyl-β-alanine is also a cleavable ADC linker used in the synthesis of antibody-drug conjugates (ADCs).</p>  <p>Purity: >98% Clinical Data: No Development Reported Size: 100 mg, 250 mg</p>	<p>N-Butanoyl-L-homoserine lactone (C4-HSL; N-Butyryl-L-homoserine lactone)</p> <p style="text-align: right;">Cat. No.: HY-114816</p> <p>N-Butanoyl-L-homoserine lactone (C4-HSL) is a cleavable ADC linker used in the synthesis of antibody-drug conjugates (ADCs). N-Butanoyl-L-homoserine lactone has antibacterial activity and is used in antibacterial biofilm.</p>  <p>Purity: ≥97.0% Clinical Data: No Development Reported Size: 50 mg, 100 mg</p>
<p>N-butyryl-L-Homoserine lactone-d5</p> <p style="text-align: right;">Cat. No.: HY-114816S</p> <p>N-butyryl-L-Homoserine lactone-d5 is the deuterium labeled N-Butanoyl-L-homoserine lactone. N-Butanoyl-L-homoserine lactone (C4-HSL) is a cleavable ADC linker used in the synthesis of antibody-drug conjugates (ADCs).</p>  <p>Purity: >98% Clinical Data: No Development Reported Size: 1 mg, 5 mg</p>	<p>N-Hydroxysulfosuccinimide sodium</p> <p style="text-align: right;">Cat. No.: HY-W002213</p> <p>N-Hydroxysulfosuccinimide (sodium) is a non-cleavable ADC linker used in the synthesis of antibody-drug conjugates (ADCs).</p>  <p>Purity: ≥98.0% Clinical Data: No Development Reported Size: 10 mM × 1 mL, 500 mg</p>


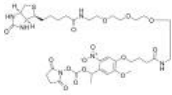

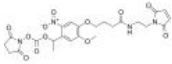
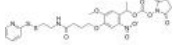
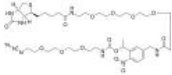
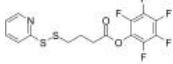
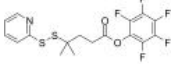
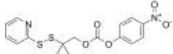
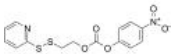
<p>N-Succinimidyl 3-(Bromoacetamido)propionate (3-(2-Bromoacetamido)propanoic acid NHS ester) Cat. No.: HY-141385</p> <p>N-Succinimidyl 3-(Bromoacetamido)propionate is a PEG-based PROTAC linker that can be used in the synthesis of PROTACs. N-Succinimidyl 3-(Bromoacetamido)propionate is also a cleavable ADC linker used in the synthesis of antibody-drug conjugates (ADCs).</p> <p>Purity: >98% Clinical Data: No Development Reported Size: 1 mg, 5 mg</p> 	<p>N-Succinimidyl oxycarbonylpropyl methanethiosulfonate (NHS-C4-MTS) Cat. No.: HY-130112</p> <p>N-Succinimidyl oxycarbonylpropyl methanethiosulfonate is a non-cleavable ADC linker used in the synthesis of antibody-drug conjugates (ADCs).</p> <p>Purity: >98% Clinical Data: No Development Reported Size: 1 mg, 5 mg</p> 
<p>N-tert-Butoxycarbonyl-trans-4-hydroxy-D-proline Cat. No.: HY-77593</p> <p>N-tert-Butoxycarbonyl-trans-4-hydroxy-D-proline is a non-cleavable ADC linker used in the synthesis of antibody-drug conjugates (ADCs). N-tert-Butoxycarbonyl-trans-4-hydroxy-D-proline is also an alkyl chain-based PROTAC linker that can be used in the synthesis of PROTACs.</p> <p>Purity: >98% Clinical Data: No Development Reported Size: 1 g, 5 g</p> 	<p>N-trifluoroacetyl-β-alanyl chloride Cat. No.: HY-138322</p> <p>N-trifluoroacetyl-β-alanyl chloride is a cleavable ADC linker used in the synthesis of antibody-drug conjugates (ADCs).</p> <p>Purity: >98% Clinical Data: No Development Reported Size: 1 mg, 5 mg</p> 
<p>N3-C2-NHS ester Cat. No.: HY-126520</p> <p>N3-C2-NHS ester is a noncleavable ADC linker used in the synthesis of antibody-drug conjugates (ADCs).</p> <p>Purity: >98% Clinical Data: No Development Reported Size: 100 mg, 500 mg, 1 g</p> 	<p>N3-C3-NHS ester Cat. No.: HY-126521</p> <p>N3-C3-NHS ester is a noncleavable ADC linker used in the synthesis of antibody-drug conjugates (ADCs).</p> <p>Purity: 99.46% Clinical Data: No Development Reported Size: 100 mg, 500 mg</p> 
<p>N3-C4-NHS ester Cat. No.: HY-126522</p> <p>N3-C4-NHS ester is a noncleavable ADC linker used in the synthesis of antibody-drug conjugates (ADCs).</p> <p>Purity: >98% Clinical Data: No Development Reported Size: 100 mg, 500 mg</p> 	<p>N3-C5-NHS ester Cat. No.: HY-126523</p> <p>N3-C5-NHS ester is a noncleavable ADC linker used in the synthesis of antibody-drug conjugates (ADCs).</p> <p>Purity: 98.04% Clinical Data: No Development Reported Size: 100 mg, 500 mg</p> 
<p>N3-PEG2-C2-NHS ester Cat. No.: HY-126526</p> <p>N3-PEG2-C2-NHS ester is a noncleavable 2-unit PEG linker used in the synthesis of antibody-drug conjugates (ADCs).</p> <p>Purity: ≥98.0% Clinical Data: No Development Reported Size: 100 mg</p> 	<p>N3-PEG2-C2-PFP ester Cat. No.: HY-126527</p> <p>N3-PEG2-C2-PFP ester is a noncleavable 2-unit PEG linker used in the synthesis of antibody-drug conjugates (ADCs).</p> <p>Purity: >98% Clinical Data: No Development Reported Size: 1 mg, 5 mg</p> 

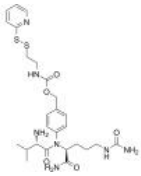
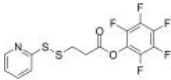


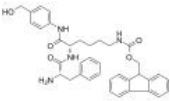
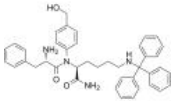
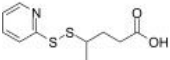
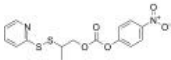
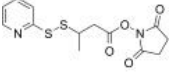
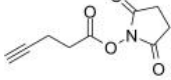
<p>N3-PEG3-C2-NHS ester</p> <p>Cat. No.: HY-126528</p>	<p>N3-PEG3-C2-PFP ester</p> <p>Cat. No.: HY-126529</p>
<p>N3-PEG3-C2-NHS ester is a noncleavable 3-unit PEG linker used in the synthesis of antibody-drug conjugates (ADCs).</p>  <p>Purity: ≥98.0% Clinical Data: No Development Reported Size: 500 mg, 1 g</p>	<p>N3-PEG3-C2-PFP ester is a noncleavable 3-unit PEG linker used in the synthesis of antibody-drug conjugates (ADCs).</p>  <p>Purity: >98% Clinical Data: No Development Reported Size: 1 mg, 5 mg</p>
<p>N3-PEG3-CH2CH2-Boc</p> <p>Cat. No.: HY-42489</p>	<p>N3-PEG3-CH2CH2COOH</p> <p>Cat. No.: HY-42490</p>
<p>N3-PEG3-CH2CH2-Boc is a cleavable 3 unit PEG ADC linker used in the synthesis of antibody-drug conjugates (ADCs). N3-PEG3-CH2CH2-Boc is also a PEG- and Alkyl/ether-based PROTAC linker that can be used in the synthesis of PROTACs.</p>  <p>Purity: >98% Clinical Data: No Development Reported Size: 1 mg, 5 mg</p>	<p>N3-PEG3-CH2CH2COOH a PEG-based PROTAC linker can be used in the synthesis of BI-3663 (HY-111546), BI-4216 and BI-0319. Azido-PEG3-acid is also a non-cleavable 3 unit PEG ADC linker used in the synthesis of antibody-drug conjugates (ADCs).</p>  <p>Purity: ≥95.0% Clinical Data: No Development Reported Size: 50 mg, 100 mg</p>
<p>N3-PEG4-amido-Lys(Fmoc)-acid</p> <p>Cat. No.: HY-136058</p>	<p>N3-PEG4-C2-NHS ester</p> <p>Cat. No.: HY-130109</p>
<p>N3-PEG4-amido-Lys(Fmoc)-acid is a cleavable 4 unit PEG ADC linker used in the synthesis of antibody-drug conjugates (ADCs).</p>  <p>Purity: >98% Clinical Data: Size: 1 mg, 5 mg</p>	<p>N3-PEG4-C2-NHS ester is a noncleavable 4-unit PEG linker used in the synthesis of antibody-drug conjugates (ADCs).</p>  <p>Purity: ≥95.0% Clinical Data: No Development Reported Size: 100 mg</p>
<p>N3-PEG4-C2-Pfp ester</p> <p>Cat. No.: HY-130108</p>	<p>N3-PEG5-aldehyde</p> <p>Cat. No.: HY-136054</p>
<p>N3-PEG4-C2-Pfp ester is a noncleavable 4-unit PEG linker used in the synthesis of antibody-drug conjugates (ADCs).</p>  <p>Purity: ≥97.0% Clinical Data: No Development Reported Size: 100 mg, 500 mg</p>	<p>N3-PEG5-aldehyde is a cleavable 5 unit PEG ADC linker used in the synthesis of antibody-drug conjugates (ADCs).</p>  <p>Purity: >98% Clinical Data: Size: 1 mg, 5 mg</p>
<p>N3-Ph-NHS ester</p> <p>Cat. No.: HY-126524</p>	<p>NH-bis(C1-Boc)</p> <p>Cat. No.: HY-23641</p>
<p>N3-Ph-NHS ester is a noncleavable ADC linker used in the synthesis of antibody-drug conjugates (ADCs).</p>  <p>Purity: 99.55% Clinical Data: No Development Reported Size: 100 mg</p>	<p>NH-bis(C1-Boc) is a noncleavable linker used for antibody-drug conjugates (ADC).</p>  <p>Purity: >98% Clinical Data: No Development Reported Size: 1 mg, 5 mg</p>

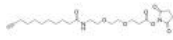


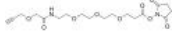

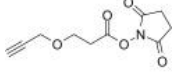


<p>NH-bis-PEG2</p> <p style="text-align: right;">Cat. No.: HY-130328</p>	<p>NH2-C5-PEG4-N3-L-Lysine-PEG3-N3</p> <p style="text-align: right;">Cat. No.: HY-130946</p>
<p>NH-bis-PEG2 is a non-cleavable 2 unit PEG ADC linker used in the synthesis of antibody-drug conjugates (ADCs). NH-bis-PEG2 is also a PEG-based PROTAC linker that can be used in the synthesis of PROTACs.</p> <p style="text-align: center;"></p> <p>Purity: >98% Clinical Data: No Development Reported Size: 1 mg, 5 mg</p>	<p>NH2-C5-PEG4-N3-L-Lysine-PEG3-N3 is a cleavable 7 unit PEG ADC linker used in the synthesis of antibody-drug conjugates (ADCs).</p> <p style="text-align: center;"></p> <p>Purity: >98% Clinical Data: No Development Reported Size: 1 mg, 5 mg</p>
<p>NH2-PEG2-C2-Boc</p> <p style="text-align: right;">Cat. No.: HY-42149</p>	<p>NH2-PEG4-CH2CH2COOH</p> <p style="text-align: right;">Cat. No.: HY-W021787</p>
<p>NH2-PEG2-C2-Boc is a PEG-based PROTAC linker that can be used in the synthesis of PROTACs. NH2-PEG2-C2-Boc is also a non-cleavable 2 unit PEG ADC linker used in the synthesis of antibody-drug conjugates (ADCs).</p> <p style="text-align: center;"></p> <p>Purity: ≥97.0% Clinical Data: No Development Reported Size: 100 mg</p>	<p>NH2-PEG4-CH2CH2COOH is a cleavable 4 unit PEG ADC linker used in the synthesis of antibody-drug conjugates (ADCs). NH2-PEG4-CH2CH2COOH is also a PEG-based PROTAC linker that can be used in the synthesis of PROTACs.</p> <p style="text-align: center;"></p> <p>Purity: ≥98.0% Clinical Data: No Development Reported Size: 100 mg, 500 mg</p>
<p>NH2-PEG4-hydrazone-DBCO</p> <p style="text-align: right;">Cat. No.: HY-136131</p>	<p>NH2-PEG4-Lys(Boc)-NH-(m-PEG24)</p> <p style="text-align: right;">Cat. No.: HY-140242</p>
<p>NH2-PEG4-hydrazone-DBCO is a cleavable 4 unit PEG ADC linker used in the synthesis of antibody-drug conjugates (ADCs).</p> <p style="text-align: center;"></p> <p>Purity: >98% Clinical Data: No Development Reported Size: 25 mg, 50 mg</p>	<p>NH2-PEG4-Lys(Boc)-NH-(m-PEG24) is a cleavable 28 unit PEG ADC linker used in the synthesis of antibody-drug conjugates (ADCs).</p> <p style="text-align: center;"></p> <p>Purity: >98% Clinical Data: No Development Reported Size: 1 mg, 5 mg</p>
<p>NH2-PEG5-OH</p> <p style="text-align: right;">Cat. No.: HY-129637</p>	<p>NH2-PEG6-Boc</p> <p style="text-align: right;">Cat. No.: HY-130486</p>
<p>NH2-PEG5-OH is a PEG-based PROTAC linker that can be used in the synthesis of PROTACs. NH2-PEG5-OH is also a non-cleavable 5 unit PEG ADC linker used in the synthesis of antibody-drug conjugates (ADCs).</p> <p style="text-align: center;"></p> <p>Purity: ≥98.0% Clinical Data: No Development Reported Size: 100 mg, 500 mg</p>	<p>NH2-PEG6-Boc is a PEG-based PROTAC linker that can be used in the synthesis of PROTACs. NH2-PEG6-Boc is also a non-cleavable 6 unit PEG ADC linker used in the synthesis of antibody-drug conjugates (ADCs).</p> <p style="text-align: center;"></p> <p>Purity: >98% Clinical Data: No Development Reported Size: 10 mg, 50 mg, 100 mg</p>
<p>NH2-PEG6-CH2CH2COOH</p> <p style="text-align: right;">Cat. No.: HY-W040257</p>	<p>NH2-PEG9-acid</p> <p style="text-align: right;">Cat. No.: HY-W019798</p>
<p>NH2-PEG6-CH2CH2COOH is a cleavable 6 unit PEG ADC linker used in the synthesis of antibody-drug conjugates (ADCs). NH2-PEG6-CH2CH2COOH is also a PEG-based PROTAC linker that can be used in the synthesis of PROTACs.</p> <p style="text-align: center;"></p> <p>Purity: ≥97.0% Clinical Data: No Development Reported Size: 100 mg</p>	<p>NH2-PEG9-acid is a non-cleavable 9 unit PEG ADC linker used in the synthesis of antibody-drug conjugates (ADCs). NH2-PEG9-acid also is a PEG-based PROTAC linker that can be used in the synthesis of PROTACs.</p> <p style="text-align: center;"></p> <p>Purity: ≥98.0% Clinical Data: No Development Reported Size: 100 mg, 500 mg</p>

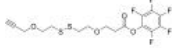
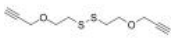
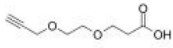
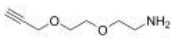
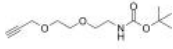

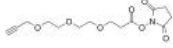
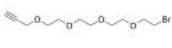


<p>NHPI-PEG2-C2-NHS ester</p> <p style="text-align: right;">Cat. No.: HY-130095</p>	<p>NHPI-PEG2-C2-Pfp ester</p> <p style="text-align: right;">Cat. No.: HY-130094</p>
<p>NHPI-PEG2-C2-NHS ester is a noncleavable 2-unit PEG linker used in the synthesis of antibody-drug conjugates (ADCs).</p>  <p>Purity: >98% Clinical Data: No Development Reported Size: 100 mg</p>	<p>NHPI-PEG2-C2-Pfp ester is a noncleavable 2-unit PEG linker used in the synthesis of antibody-drug conjugates (ADCs).</p>  <p>Purity: >98% Clinical Data: No Development Reported Size: 100 mg, 500 mg</p>
<p>NHPI-PEG3-C2-NHS ester</p> <p style="text-align: right;">Cat. No.: HY-130093</p>	<p>NHPI-PEG3-C2-Pfp ester</p> <p style="text-align: right;">Cat. No.: HY-130092</p>
<p>NHPI-PEG3-C2-NHS ester is a noncleavable 3-unit PEG linker used in the synthesis of antibody-drug conjugates (ADCs).</p>  <p>Purity: >98% Clinical Data: No Development Reported Size: 100 mg</p>	<p>NHPI-PEG3-C2-Pfp ester is a noncleavable 3-unit PEG linker used in the synthesis of antibody-drug conjugates (ADCs).</p>  <p>Purity: >98% Clinical Data: No Development Reported Size: 100 mg</p>
<p>NHPI-PEG4-C2-NHS ester</p> <p style="text-align: right;">Cat. No.: HY-130091</p>	<p>NHPI-PEG4-C2-Pfp ester</p> <p style="text-align: right;">Cat. No.: HY-130090</p>
<p>NHPI-PEG4-C2-NHS ester, example 40 (WO2014185985A1), is used as a linker for antibody-drug conjugates (ADC).</p>  <p>Purity: >98% Clinical Data: No Development Reported Size: 500 mg</p>	<p>NHPI-PEG4-C2-Pfp ester is used as a linker for antibody-drug conjugates (ADC).</p>  <p>Purity: >98% Clinical Data: No Development Reported Size: 100 mg</p>
<p>NHS-PEG2-SS-PEG2-NHS</p> <p style="text-align: right;">Cat. No.: HY-136133</p>	<p>NHS-SS-biotin</p> <p style="text-align: right;">Cat. No.: HY-140129</p>
<p>NHS-PEG2-SS-PEG2-NHS is a cleavable 4 unit PEG ADC linker used in the synthesis of antibody-drug conjugates (ADCs).</p>  <p>Purity: ≥98.0% Clinical Data: No Development Reported Size: 100 mg, 250 mg</p>	<p>NHS-SS-biotin is a cleavable ADC linker used in the synthesis of antibody-drug conjugates (ADCs).</p>  <p>Purity: ≥98.0% Clinical Data: No Development Reported Size: 25 mg</p>
<p>NO2-SPDB-sulfo</p> <p style="text-align: right;">Cat. No.: HY-133548</p>	<p>NO2-SPDMV</p> <p style="text-align: right;">Cat. No.: HY-W071007</p>
<p>NO2-SPDB-sulfo is a cleavable ADC linker used in the synthesis of antibody-drug conjugates (ADCs).</p>  <p>Purity: >98% Clinical Data: No Development Reported Size: 1 mg, 5 mg</p>	<p>NO2-SPDMV is a cleavable ADC linker used in the synthesis of antibody-drug conjugates (ADCs).</p>  <p>Purity: >98% Clinical Data: No Development Reported Size: 100 mg</p>




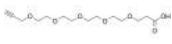






<p>NO2-SPDMV-sulfo</p> <p>Cat. No.: HY-133549</p>	<p>NO2-SPP</p> <p>Cat. No.: HY-129367</p>
<p>NO2-SPDMV-sulfo is a cleavable ADC linker used in the synthesis of antibody-drug conjugates (ADCs).</p>  <p>Purity: >98% Clinical Data: No Development Reported Size: 1 mg, 5 mg</p>	<p>NO2-SPP is a cleavable linker that is used for making antibody-drug conjugate (ADC).</p>  <p>Purity: >98% Clinical Data: No Development Reported Size: 1 mg, 5 mg</p>
<p>NO2-SPP-sulfo</p> <p>Cat. No.: HY-133547</p>	<p>NO2-SPP-sulfo-Me</p> <p>Cat. No.: HY-129378</p>
<p>NO2-SPP-sulfo is a cleavable ADC linker used in the synthesis of antibody-drug conjugates (ADCs).</p>  <p>Purity: >98% Clinical Data: No Development Reported Size: 1 mg, 5 mg</p>	<p>NO2-SPP-sulfo-Me is a cleavable linker that is used for making antibody-drug conjugate (ADC).</p>  <p>Purity: >98% Clinical Data: No Development Reported Size: 100 mg</p>
<p>Oleoyl-Gly-Lys-N-(m-PEG11)</p> <p>Cat. No.: HY-141292</p>	<p>OPSS-PEG36-acid</p> <p>Cat. No.: HY-141355</p>
<p>Oleoyl-Gly-Lys-N-(m-PEG11) is a cleavable 11 unit PEG ADC linker used in the synthesis of antibody-drug conjugates (ADCs).</p>  <p>Purity: >98% Clinical Data: Size: 1 mg, 5 mg</p>	<p>OPSS-PEG36-acid is a cleavable 36 unit PEG ADC linker used in the synthesis of antibody-drug conjugates (ADCs).</p>  <p>Purity: >98% Clinical Data: Size: 1 mg, 5 mg</p>
<p>OPSS-Val-Cit-PAB-OH</p> <p>Cat. No.: HY-141144</p>	<p>OPSS-Val-Cit-PAB-PNP</p> <p>Cat. No.: HY-141145</p>
<p>OPSS-Val-Cit-PAB-OH is a cleavable ADC linker used in the synthesis of antibody-drug conjugates (ADCs).</p>  <p>Purity: >98% Clinical Data: No Development Reported Size: 1 mg, 5 mg</p>	<p>OPSS-Val-Cit-PAB-PNP is a cleavable ADC linker used in the synthesis of antibody-drug conjugates (ADCs).</p>  <p>Purity: >98% Clinical Data: Size: 1 mg, 5 mg</p>
<p>PC Alkyne-PEG4-NHS ester</p> <p>Cat. No.: HY-140139</p>	<p>PC Biotin-PEG3-alkyne</p> <p>Cat. No.: HY-140130</p>
<p>PC Alkyne-PEG4-NHS ester is a cleavable 4 unit PEG ADC linker used in the synthesis of antibody-drug conjugates (ADCs).</p>  <p>Purity: >98% Clinical Data: Size: 1 mg, 5 mg</p>	<p>PC Biotin-PEG3-alkyne is a cleavable 3 unit PEG ADC linker used in the synthesis of antibody-drug conjugates (ADCs).</p>  <p>Purity: >98% Clinical Data: Size: 1 mg, 5 mg</p>






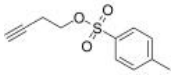

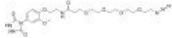
<p>PC Biotin-PEG3-azide</p> <p style="text-align: right;">Cat. No.: HY-140132</p> <p>PC Biotin-PEG3-azide is a cleavable 3 unit PEG ADC linker used in the synthesis of antibody-drug conjugates (ADCs).</p>  <p>Purity: >98% Clinical Data: Size: 5 mg, 10 mg, 50 mg, 100 mg</p>	<p>PC Biotin-PEG3-NHS ester</p> <p style="text-align: right;">Cat. No.: HY-140134</p> <p>PC Biotin-PEG3-NHS ester is a cleavable 3 unit PEG ADC linker used in the synthesis of antibody-drug conjugates (ADCs).</p>  <p>Purity: >98% Clinical Data: No Development Reported Size: 1 mg, 5 mg</p>
<p>PC DBCO-PEG3-biotin</p> <p style="text-align: right;">Cat. No.: HY-140136</p> <p>PC DBCO-PEG3-biotin is a cleavable 3 unit PEG ADC linker used in the synthesis of antibody-drug conjugates (ADCs).</p>  <p>Purity: >98% Clinical Data: Size: 1 mg, 5 mg</p>	<p>PC Mal-NHS carbonate ester</p> <p style="text-align: right;">Cat. No.: HY-140140</p> <p>PC Mal-NHS carbonate ester is a cleavable ADC linker used in the synthesis of antibody-drug conjugates (ADCs).</p>  <p>Purity: >98% Clinical Data: No Development Reported Size: 1 mg, 5 mg</p>
<p>PC SPDP-NHS carbonate ester</p> <p style="text-align: right;">Cat. No.: HY-140138</p> <p>PC SPDP-NHS carbonate ester is a cleavable ADC linker used in the synthesis of antibody-drug conjugates (ADCs).</p>  <p>Purity: >98% Clinical Data: Size: 1 mg, 5 mg</p>	<p>PC-Biotin-PEG4-PEG3-azide</p> <p style="text-align: right;">Cat. No.: HY-140133</p> <p>PC-Biotin-PEG4-PEG3-azide is a cleavable 7 unit PEG ADC linker used in the synthesis of antibody-drug conjugates (ADCs).</p>  <p>Purity: >98% Clinical Data: No Development Reported Size: 1 mg, 5 mg</p>
<p>PDB-Pfp</p> <p style="text-align: right;">Cat. No.: HY-129366</p> <p>PDB-Pfp is a cleavable ADC linker used in the synthesis of antibody-drug conjugates (ADCs).</p>  <p>Purity: >98% Clinical Data: No Development Reported Size: 100 mg, 1 g</p>	<p>PDdB-Pfp</p> <p style="text-align: right;">Cat. No.: HY-129372</p> <p>PDdB-Pfp is a cleavable ADC linker used for the agents that target for the extracellular loop 1 (ECL1) of TM4SF1 (transmembrane 4 L6 family member 1).</p>  <p>Purity: >98% Clinical Data: No Development Reported Size: 100 mg</p>
<p>PDdEC-NB</p> <p style="text-align: right;">Cat. No.: HY-126519</p> <p>PDdEC-NB is a disulfide cleavable linker used for the antibody-drug conjugate (ADC).</p>  <p>Purity: >98% Clinical Data: No Development Reported Size: 100 mg, 500 mg</p>	<p>PDEC-NB</p> <p style="text-align: right;">Cat. No.: HY-126498</p> <p>PDEC-NB is a disulfide cleavable linker used for the antibody-drug conjugate (ADC).</p>  <p>Purity: 98.04% Clinical Data: No Development Reported Size: 100 mg, 500 mg</p>

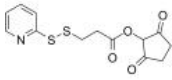
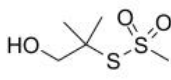
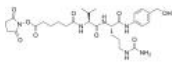
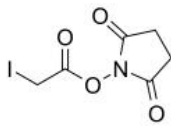
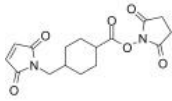
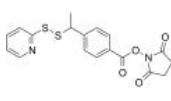
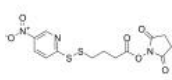
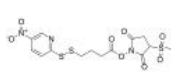
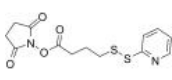
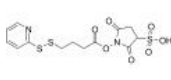
<p>PDP-C1-Ph-Val-Cit</p> <p>Cat. No.: HY-126533</p> <p>PDP-C1-Ph-Val-Cit is a cleavable ADC linker used for antibody-drug conjugates (ADCs).</p>  <p>Purity: >98% Clinical Data: No Development Reported Size: 100 mg, 500 mg</p>	<p>PDP-Pfp</p> <p>Cat. No.: HY-129359</p> <p>PDP-Pfp is a reducible ADC linker used for the agents that target for the extracellular loop 1 (ECL1) of TM4SF1 (transmembrane 4 L6 family member 1).</p>  <p>Purity: 98.66% Clinical Data: No Development Reported Size: 500 mg, 1 g</p>
<p>PEG12-Tos</p> <p>Cat. No.: HY-117050</p> <p>Tos-PEG12 is a noncleavable ADC linker used in the synthesis of antibody-drug conjugates (ADCs). PEG12-Tos is also a PEG-based PROTAC linker that can be used in the synthesis of PROTACs.</p>  <p>Purity: >98% Clinical Data: No Development Reported Size: 1 mg, 5 mg</p>	<p>PEG4-SPDP</p> <p>Cat. No.: HY-126496</p> <p>PEG4-SPDP is a cleavable ADC linker used for the antibody-drug conjugates (ADCs).</p>  <p>Purity: >98% Clinical Data: No Development Reported Size: 100 mg</p>
<p>Phe-Lys(Fmoc)-PAB</p> <p>Cat. No.: HY-129362</p> <p>Phe-Lys(Fmoc)-PAB is a cathepsin cleavable ADC linker used for the antibody-drug conjugates (ADCs).</p>  <p>Purity: ≥99.0% Clinical Data: No Development Reported Size: 100 mg</p>	<p>Phe-Lys(Trt)-PAB</p> <p>Cat. No.: HY-129349</p> <p>Phe-Lys(Trt)-PAB is a cathepsin cleavable ADC linker used for the antibody-drug conjugates (ADCs).</p>  <p>Purity: >98% Clinical Data: No Development Reported Size: 100 mg</p>
<p>PPA</p> <p>Cat. No.: HY-141664</p> <p>PPA is an ADC linker (US20060073528A1). PPA can be used for making antibody-drug conjugate.</p>  <p>Purity: >98% Clinical Data: No Development Reported Size: 1 mg, 5 mg</p>	<p>PPC-NB</p> <p>Cat. No.: HY-126530</p> <p>PPC-NB is a glutathione cleavable linker used for the antibody-drug conjugate (ADC).</p>  <p>Purity: 99.90% Clinical Data: No Development Reported Size: 100 mg</p>
<p>PPC-NHS ester (2,5-Dioxopyrrolidin-1-yl 3-(pyridin-2-yl)disulfanyl)butanoate</p> <p>Cat. No.: HY-W071006</p> <p>PPC-NHS ester is a cleavable ADC linker used in the synthesis of antibody-drug conjugates (ADCs).</p>  <p>Purity: 98.32% Clinical Data: No Development Reported Size: 100 mg, 1 g</p>	<p>Propargyl-C1-NHS ester</p> <p>Cat. No.: HY-126511</p> <p>Propargyl-C1-NHS ester is a noncleavable linker for antibody-drug-conjugation (ADC).</p>  <p>Purity: 95.12% Clinical Data: No Development Reported Size: 100 mg, 500 mg, 1 g</p>


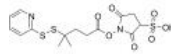
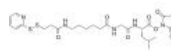

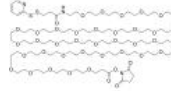
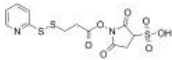
<p>Propargyl-C2-NHS ester</p> <p style="text-align: right;">Cat. No.: HY-126512</p> <p>Propargyl-C2-NHS ester is a noncleavable linker for antibody-drug-conjugation (ADC).</p>  <p>Purity: 96.60% Clinical Data: No Development Reported Size: 100 mg</p>	<p>Propargyl-C8-amido-PEG2-NHS ester</p> <p style="text-align: right;">Cat. No.: HY-133539</p> <p>Propargyl-C8-amido-PEG2-NHS ester is a non-cleavable 2 unit PEG ADC linker used in the synthesis of antibody-drug conjugates (ADCs).</p>  <p>Purity: >98% Clinical Data: No Development Reported Size: 1 mg, 5 mg</p>
<p>Propargyl-NH-PEG3-C2-NHS ester</p> <p style="text-align: right;">Cat. No.: HY-130931</p> <p>Propargyl-NH-PEG3-C2-NHS ester is a non-cleavable 3 unit PEG ADC linker used in the synthesis of antibody-drug conjugates (ADCs).</p>  <p>Purity: >98% Clinical Data: No Development Reported Size: 1 mg, 5 mg</p>	<p>Propargyl-O-C1-amido-PEG2-C2-NHS ester</p> <p style="text-align: right;">Cat. No.: HY-126514</p> <p>Propargyl-O-C1-amido-PEG2-C2-NHS ester is a noncleavable 2-unit PEG linker for antibody-drug-conjugation (ADC).</p>  <p>Purity: >98% Clinical Data: No Development Reported Size: 100 mg</p>
<p>Propargyl-O-C1-amido-PEG3-C2-NHS ester</p> <p style="text-align: right;">Cat. No.: HY-133583</p> <p>Propargyl-O-C1-amido-PEG3-C2-NHS ester is a non-cleavable 3 unit PEG ADC linker used in the synthesis of antibody-drug conjugates (ADCs).</p>  <p>Purity: >98% Clinical Data: No Development Reported Size: 1 mg, 5 mg</p>	<p>Propargyl-O-C1-amido-PEG4-C2-NHS ester</p> <p style="text-align: right;">Cat. No.: HY-126515</p> <p>Propargyl-O-C1-amido-PEG4-C2-NHS ester is a noncleavable 4-unit PEG linker for antibody-drug-conjugation (ADC).</p>  <p>Purity: >98% Clinical Data: No Development Reported Size: 100 mg</p>
<p>Propargyl-PEG1-NHS ester</p> <p style="text-align: right;">Cat. No.: HY-126513</p> <p>Propargyl-PEG1-NHS ester is a noncleavable 1-unit PEG linker for antibody-drug-conjugation (ADC).</p>  <p>Purity: ≥95.0% Clinical Data: No Development Reported Size: 25 mg, 50 mg, 100 mg</p>	<p>Propargyl-PEG1-SS-alcohol</p> <p style="text-align: right;">Cat. No.: HY-140108</p> <p>Propargyl-PEG1-SS-alcohol is a cleavable 1 unit PEG ADC linker used in the synthesis of antibody-drug conjugates (ADCs).</p>  <p>Purity: >98% Clinical Data: Size: 1 mg, 5 mg</p>
<p>Propargyl-PEG1-SS-PEG1-acid</p> <p style="text-align: right;">Cat. No.: HY-140109</p> <p>Propargyl-PEG1-SS-PEG1-acid is a cleavable 2 unit PEG ADC linker used in the synthesis of antibody-drug conjugates (ADCs).</p>  <p>Purity: >98% Clinical Data: Size: 1 mg, 5 mg</p>	<p>Propargyl-PEG1-SS-PEG1-C2-Boc</p> <p style="text-align: right;">Cat. No.: HY-130690</p> <p>Propargyl-PEG1-SS-PEG1-C2-Boc is a Alkyl/ether-based PROTAC linker can be used in the synthesis of PROTACs. Propargyl-PEG1-SS-PEG1-C2-Boc is a cleavable ADC linker used in the synthesis of antibody-drug conjugates (ADCs).</p>  <p>Purity: >98% Clinical Data: No Development Reported Size: 1 mg, 5 mg</p>

<p>Propargyl-PEG1-SS-PEG1-PFP ester</p> <p style="text-align: right;">Cat. No.: HY-140110</p> <p>Propargyl-PEG1-SS-PEG1-PFP ester is a cleavable 1 unit PEG ADC linker used in the synthesis of antibody-drug conjugates (ADCs).</p>  <p>Purity: >98% Clinical Data: No Development Reported Size: 1 mg, 5 mg</p>	<p>Propargyl-PEG1-SS-PEG1-propargyl</p> <p style="text-align: right;">Cat. No.: HY-140111</p> <p>Propargyl-PEG1-SS-PEG1-propargyl is a cleavable 2 unit PEG ADC linker used in the synthesis of antibody-drug conjugates (ADCs).</p>  <p>Purity: >98% Clinical Data: Size: 1 mg, 5 mg</p>
<p>Propargyl-PEG2-acid</p> <p style="text-align: right;">Cat. No.: HY-118764</p> <p>Propargyl-PEG2-acid is a non-cleavable 2 unit PEG ADC linker used in the synthesis of antibody-drug conjugates (ADCs). Propargyl-PEG2-acid is also a PEG-based PROTAC linker that can be used in the synthesis of PROTACs.</p>  <p>Purity: ≥98.0% Clinical Data: No Development Reported Size: 100 mg, 250 mg</p>	<p>Propargyl-PEG2-amine</p> <p style="text-align: right;">Cat. No.: HY-W051634</p> <p>Propargyl-PEG2-amine is a non-cleavable ADC linker used in the synthesis of antibody-drug conjugates (ADCs). Propargyl-PEG2-amine is a PEG-based PROTAC linker can be used in the synthesis of PROTACs.</p>  <p>Purity: ≥98.0% Clinical Data: No Development Reported Size: 100 mg</p>
<p>Propargyl-PEG2-NHBoc</p> <p style="text-align: right;">Cat. No.: HY-118808</p> <p>Propargyl-PEG2-NHBoc is a cleavable ADC linker used in the synthesis of antibody-drug conjugates (ADCs). Propargyl-PEG2-NHBoc is a PEG-based PROTAC linker can be used in the synthesis of PROTACs.</p>  <p>Purity: >98% Clinical Data: No Development Reported Size: 1 mg, 5 mg</p>	<p>Propargyl-PEG3-acid</p> <p style="text-align: right;">Cat. No.: HY-126975</p> <p>Propargyl-PEG3-acid is a non-cleavable (3 unit PEG) ADC linker and also a PEG-based PROTAC linker that can be used to synthesis 6-OHDA-PEG3-yne. 6-OHDA-PEG3-yne contains 6-OHDA (HY-B1081, HY-B1081A) and Propargyl-PEG3-acid.</p>  <p>Purity: ≥98.0% Clinical Data: No Development Reported Size: 25 mg, 50 mg, 100 mg</p>
<p>Propargyl-PEG3-NHS ester</p> <p style="text-align: right;">Cat. No.: HY-126974</p> <p>Propargyl-PEG3-NHS ester is a PEG/Alkyl/ether-based PROTAC linker can be used in the synthesis of PROTACs. Propargyl-PEG3-NHS ester is a cleavable ADC linker used in the synthesis of antibody-drug conjugates (ADCs).</p>  <p>Purity: >98% Clinical Data: No Development Reported Size: 1 mg, 5 mg</p>	<p>Propargyl-PEG4-Br</p> <p style="text-align: right;">Cat. No.: HY-130591</p> <p>Propargyl-PEG4-Br is a PEG-based PROTAC linker can be used in the synthesis of PROTACs. Propargyl-PEG4-Br is a non-cleavable ADC linker used in the synthesis of antibody-drug conjugates (ADCs).</p>  <p>Purity: ≥95.0% Clinical Data: No Development Reported Size: 100 mg</p>
<p>Propargyl-PEG4-CH2CH2-Boc</p> <p style="text-align: right;">Cat. No.: HY-130293</p> <p>Propargyl-PEG4-CH2CH2-Boc is a non-cleavable ADC linker that can be used to synthesize ADC inhibitors of Galectin-3. Propargyl-PEG4-CH2CH2-Boc is a PEG- and Alkyl/ether-based PROTAC linker that can be used in the synthesis of PROTACs.</p>  <p>Purity: >98% Clinical Data: No Development Reported Size: 1 mg, 5 mg</p>	<p>Propargyl-PEG4-hydrazide</p> <p style="text-align: right;">Cat. No.: HY-133427</p> <p>Propargyl-PEG4-hydrazide is a non-cleavable 4 unit PEG ADC linker used in the synthesis of antibody-drug conjugates (ADCs).</p>  <p>Purity: >98% Clinical Data: No Development Reported Size: 1 mg, 5 mg</p>



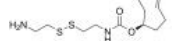
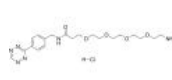
<p>Propargyl-PEG4-NHS ester</p> <p style="text-align: right;">Cat. No.: HY-126516</p> <p>Propargyl-PEG4-NHS ester is a noncleavable 4-unit PEG linker for antibody-drug-conjugation (ADC).</p>  <p>Purity: >98% Clinical Data: No Development Reported Size: 1 mg, 5 mg</p>	<p>Propargyl-PEG4-thiol</p> <p style="text-align: right;">Cat. No.: HY-116427</p> <p>Propargyl-PEG4-thiol is a PEG-based PROTAC linker can be used in the synthesis of PROTACs. Propargyl-PEG4-thiol is a non-cleavable ADC linker used in the synthesis of antibody-drug conjugates (ADCs).</p>  <p>Purity: >98% Clinical Data: No Development Reported Size: 1 mg, 5 mg</p>
<p>Propargyl-PEG4-Tos</p> <p style="text-align: right;">Cat. No.: HY-130387</p> <p>Propargyl-PEG4-Tos is a PEG-based PROTAC linker can be used in the synthesis of PROTACs. Propargyl-PEG4-Tos is a cleavable ADC linker used in the synthesis of antibody-drug conjugates (ADCs).</p>  <p>Purity: >98% Clinical Data: No Development Reported Size: 1 mg, 5 mg</p>	<p>Propargyl-PEG5-acid</p> <p style="text-align: right;">Cat. No.: HY-101157</p> <p>Propargyl-PEG5-acid is a non-cleavable 5 unit PEG ADC linker used in the synthesis of antibody-drug conjugates (ADCs). Propargyl-PEG5-acid can be used to synthesize ADC inhibitors of Galectin-3. Propargyl-PEG5-acid is a PEG-based PROTAC linker that can be used in the synthesis of PROTACs.</p>  <p>Purity: ≥95.0% Clinical Data: No Development Reported Size: 10 mg, 25 mg, 50 mg, 100 mg</p>
<p>Propargyl-PEG5-amine</p> <p style="text-align: right;">Cat. No.: HY-126976</p> <p>Propargyl-PEG5-amine is a non-cleavable ADC linker used in the synthesis of antibody-drug conjugates (ADCs). Propargyl-PEG5-amine is a PEG-based PROTAC linker can be used in the synthesis of PROTACs.</p>  <p>Purity: ≥95.0% Clinical Data: No Development Reported Size: 25 mg, 50 mg, 100 mg</p>	<p>Propargyl-PEG5-NHS ester</p> <p style="text-align: right;">Cat. No.: HY-130388</p> <p>Propargyl-PEG5-NHS ester is a PEG/Alkyl/ether-based PROTAC linker can be used in the synthesis of PROTACs. Propargyl-PEG5-NHS ester is a cleavable ADC linker used in the synthesis of antibody-drug conjugates (ADCs).</p>  <p>Purity: ≥95.0% Clinical Data: No Development Reported Size: 25 mg, 50 mg, 100 mg</p>
<p>Propargyl-PEG6-acid</p> <p style="text-align: right;">Cat. No.: HY-130386</p> <p>Propargyl-PEG6-acid is a PEG-based PROTAC linker can be used in the synthesis of PROTACs. Propargyl-PEG6-acid is a cleavable ADC linker used in the synthesis of antibody-drug conjugates (ADCs).</p>  <p>Purity: >98% Clinical Data: No Development Reported Size: 1 mg, 5 mg</p>	<p>Propargyl-PEG6-NHS ester</p> <p style="text-align: right;">Cat. No.: HY-130385</p> <p>Propargyl-PEG6-NHS ester is a PEG/Alkyl/ether-based PROTAC linker can be used in the synthesis of PROTACs. Propargyl-PEG6-NHS ester is a cleavable ADC linker used in the synthesis of antibody-drug conjugates (ADCs).</p>  <p>Purity: >98% Clinical Data: No Development Reported Size: 1 mg, 5 mg</p>
<p>Propargyl-PEG7-acid</p> <p style="text-align: right;">Cat. No.: HY-130383</p> <p>Propargyl-PEG7-acid is a PEG-based PROTAC linker can be used in the synthesis of PROTACs. Propargyl-PEG7-acid is a cleavable ADC linker used in the synthesis of antibody-drug conjugates (ADCs).</p>  <p>Purity: >98% Clinical Data: No Development Reported Size: 1 mg, 5 mg</p>	<p>Propargyl-PEG7-NHS ester</p> <p style="text-align: right;">Cat. No.: HY-130381</p> <p>Propargyl-PEG7-NHS ester is a PEG/Alkyl/ether-based PROTAC linker can be used in the synthesis of PROTACs. Propargyl-PEG7-NHS ester is a cleavable ADC linker used in the synthesis of antibody-drug conjugates (ADCs).</p>  <p>Purity: >98% Clinical Data: No Development Reported Size: 1 mg, 5 mg</p>

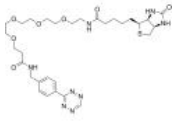
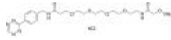

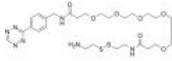

<p>Propargyl-PEG8-acid</p> <p style="text-align: right;">Cat. No.: HY-130379</p> <p>Propargyl-PEG8-acid is a PEG-based PROTAC linker can be used in the synthesis of PROTACs. Propargyl-PEG8-acid is a cleavable ADC linker used in the synthesis of antibody-drug conjugates (ADCs). The ADCs can be used in bacterial infections caused by Gram-negative bacteria.</p> <p>Purity: >98% Clinical Data: No Development Reported Size: 1 mg, 5 mg</p> 	<p>Propargyl-PEG8-bromide</p> <p style="text-align: right;">Cat. No.: HY-130377</p> <p>Propargyl-PEG8-bromide is a PEG-based PROTAC linker can be used in the synthesis of PROTACs. Propargyl-PEG8-bromide is a non-cleavable ADC linker used in the synthesis of antibody-drug conjugates (ADCs).</p> <p>Purity: >98% Clinical Data: No Development Reported Size: 1 mg, 5 mg</p> 
<p>Propargyl-PEG8-NH2</p> <p style="text-align: right;">Cat. No.: HY-130182</p> <p>Propargyl-PEG8-NH2 (compound 3b) is a PEG-based PROTAC linker can be used in the synthesis of PROTACs. Propargyl-PEG8-NH2 is a non-cleavable ADC linker used in the synthesis of antibody-drug conjugates (ADCs).</p> <p>Purity: >98% Clinical Data: No Development Reported Size: 1 mg, 5 mg</p> 	<p>Propargyl-PEG8-NHS ester</p> <p style="text-align: right;">Cat. No.: HY-130376</p> <p>Propargyl-PEG8-NHS ester is a PEG/Alkyl/ether-based PROTAC linker can be used in the synthesis of PROTACs. Propargyl-PEG8-NHS ester is a cleavable ADC linker used in the synthesis of antibody-drug conjugates (ADCs).</p> <p>Purity: >98% Clinical Data: No Development Reported Size: 1 mg, 5 mg</p> 
<p>Propargyl-PEG9-bromide</p> <p style="text-align: right;">Cat. No.: HY-130372</p> <p>Propargyl-PEG9-bromide is a PEG-based PROTAC linker can be used in the synthesis of PROTACs. Propargyl-PEG9-bromide is a non-cleavable ADC linker used in the synthesis of antibody-drug conjugates (ADCs).</p> <p>Purity: >98% Clinical Data: No Development Reported Size: 1 mg, 5 mg</p> 	<p>Propargyl-Tos</p> <p style="text-align: right;">Cat. No.: HY-79584</p> <p>Propargyl-Tos is a cleavable ADC linker used in the synthesis of antibody-drug conjugates (ADCs).</p> <p>Purity: >98% Clinical Data: No Development Reported Size: 1 mg, 5 mg</p> 
<p>PTAD-PEG4-alkyne</p> <p style="text-align: right;">Cat. No.: HY-136046</p> <p>PTAD-PEG4-alkyne is a cleavable 4 unit PEG ADC linker used in the synthesis of antibody-drug conjugates (ADCs).</p> <p>Purity: >98% Clinical Data: No Development Reported Size: 1 mg, 5 mg</p> 	<p>PTAD-PEG4-amine</p> <p style="text-align: right;">Cat. No.: HY-135961</p> <p>PTAD-PEG4-amine is a cleavable 4 unit PEG ADC linker used in the synthesis of antibody-drug conjugates (ADCs).</p> <p>Purity: >98% Clinical Data: No Development Reported Size: 1 mg, 5 mg</p> 
<p>PTAD-PEG4-N3</p> <p style="text-align: right;">Cat. No.: HY-130940</p> <p>PTAD-PEG4-N3 is a cleavable 4 unit PEG ADC linker used in the synthesis of antibody-drug conjugates (ADCs).</p> <p>Purity: >98% Clinical Data: No Development Reported Size: 1 mg, 5 mg</p> 	<p>Py-ds-dmBut-amido-PEG4-NHS ester</p> <p style="text-align: right;">Cat. No.: HY-136157</p> <p>Py-ds-dmBut-amido-PEG4-NHS ester is a cleavable 4 unit PEG ADC linker used in the synthesis of antibody-drug conjugates (ADCs).</p> <p>Purity: >98% Clinical Data: No Development Reported Size: 1 mg, 5 mg</p> 

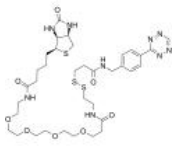

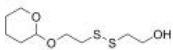
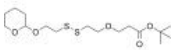
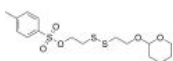
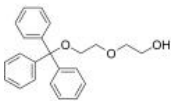
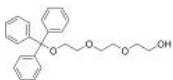



<p>Py-ds-Prp-Osu</p> <p>Cat. No.: HY-136102</p> <p>Py-ds-Prp-Osu is a cleavable ADC linker used in the synthesis of antibody-drug conjugates (ADCs).</p>  <p>Purity: >98% Clinical Data: Size: 1 mg, 5 mg</p>	<p>S-(1-Hydroxy-2-methylpropan-2-yl) methanesulfonothioate</p> <p>Cat. No.: HY-129942</p> <p>S-(1-Hydroxy-2-methylpropan-2-yl) methanesulfonothioate is a glutathione cleavable ADC linker used for the antibody-drug conjugates (ADCs) and refers to the Alkyl-Chain composition.</p>  <p>Purity: ≥95.0% Clinical Data: No Development Reported Size: 50 mg, 100 mg, 250 mg</p>
<p>SC-Val-Cit-PAB</p> <p>Cat. No.: HY-126667</p> <p>SC-Val-Cit-PAB is a cleavable ADC linker for antibody-drug conjugates (ADCs).</p>  <p>Purity: >98% Clinical Data: No Development Reported Size: 1 mg, 5 mg</p>	<p>SIA Crosslinker</p> <p>Cat. No.: HY-W011541</p> <p>SIA Crosslinker is a non-cleavable ADC linker used in the synthesis of antibody-drug conjugates (ADCs).</p>  <p>Purity: >98% Clinical Data: No Development Reported Size: 1 mg, 5 mg</p>
<p>SMCC</p> <p>Cat. No.: HY-42360</p> <p>SMCC is a protein crosslinker. SMCC-conjugated antigen coupled spleen cells to induce antigen-specific immune responses.</p>  <p>Purity: 99.25% Clinical Data: No Development Reported Size: 100 mg</p>	<p>SMPT</p> <p>Cat. No.: HY-126405</p> <p>SMPT is a non-cleavable ADC linker used in the synthesis of antibody-drug conjugates (ADCs).</p>  <p>Purity: 98.07% Clinical Data: No Development Reported Size: 100 mg</p>
<p>SNPB</p> <p>Cat. No.: HY-129365</p> <p>SNPB is a cleavable linker that is used for making antibody-drug conjugate (ADC).</p>  <p>Purity: 98.01% Clinical Data: No Development Reported Size: 25 mg, 50 mg, 100 mg</p>	<p>SNPB-sulfo-Me</p> <p>Cat. No.: HY-129375</p> <p>SNPB-sulfo-Me is a cleavable linker that is used for making antibody-drug conjugate (ADC).</p>  <p>Purity: >98% Clinical Data: No Development Reported Size: 1 g</p>
<p>SPDB</p> <p>Cat. No.: HY-12448</p> <p>SPDB is a glutathione cleavable ADC linker used for the antibody-drug conjugate (ADCs).</p>  <p>Purity: 99.30% Clinical Data: No Development Reported Size: 5 mg, 10 mg, 50 mg, 100 mg, 200 mg</p>	<p>SPDB-sulfo</p> <p>Cat. No.: HY-129370</p> <p>SPDB-sulfo is a glutathione cleavable ADC linker used for the antibody-drug conjugate (ADCs).</p>  <p>Purity: >98% Clinical Data: No Development Reported Size: 100 mg</p>

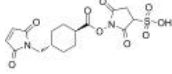
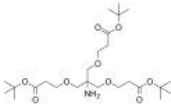
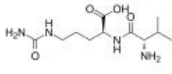
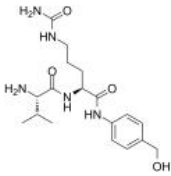
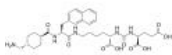
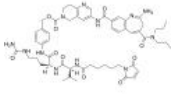
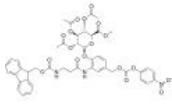
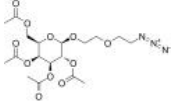
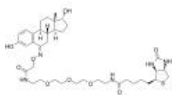
<p>SPDH</p> <p style="text-align: right;">Cat. No.: HY-129374</p> <p>SPDH is a cleavable ADC linker used for diagnosis and treatment of cancer or B cell proliferative diseases.</p>  <p>Purity: 98.57% Clinical Data: No Development Reported Size: 100 mg, 500 mg</p>	<p>SPDMB</p> <p style="text-align: right;">Cat. No.: HY-129369</p> <p>SPDMB is a glutathione cleavable ADC linker used for the antibody-drug conjugate (ADCs).</p>  <p>Purity: >98% Clinical Data: No Development Reported Size: 500 mg, 1 g</p>
<p>SPDMV</p> <p style="text-align: right;">Cat. No.: HY-129368</p> <p>SPDMV is a glutathione cleavable ADC linker used for the antibody-drug conjugate (ADCs).</p>  <p>Purity: 95.49% Clinical Data: No Development Reported Size: 100 mg, 500 mg, 1 g</p>	<p>SPDMV-sulfo</p> <p style="text-align: right;">Cat. No.: HY-129373</p> <p>SPDMV-sulfo is a glutathione cleavable ADC linker used for the antibody-drug conjugate (ADCs).</p>  <p>Purity: >98% Clinical Data: No Development Reported Size: 100 mg</p>
<p>SPDP (SPDP Crosslinker)</p> <p style="text-align: right;">Cat. No.: HY-100216</p> <p>SPDP (SPDP Crosslinker) is a short-chain crosslinker for amine-to-sulfhydryl conjugation via NHS-ester and pyridyldithiol reactive groups that form cleavable (reducible) disulfide bonds with cysteine sulfhydryls.</p>  <p>Purity: ≥97.0% Clinical Data: No Development Reported Size: 10 mg, 50 mg, 100 mg, 200 mg, 500 mg</p>	<p>SPDP-C6-Gly-Leu-NHS ester</p> <p style="text-align: right;">Cat. No.: HY-141123</p> <p>SPDP-C6-Gly-Leu-NHS ester is a cleavable ADC linker used in the synthesis of antibody-drug conjugates (ADCs).</p>  <p>Purity: >98% Clinical Data: Size: 1 mg, 5 mg</p>
<p>SPDP-PEG12-acid</p> <p style="text-align: right;">Cat. No.: HY-141353</p> <p>SPDP-PEG12-acid is a cleavable 12 unit PEG ADC linker used in the synthesis of antibody-drug conjugates (ADCs).</p>  <p>Purity: >98% Clinical Data: Size: 1 mg, 5 mg</p>	<p>SPDP-PEG36-NHS ester</p> <p style="text-align: right;">Cat. No.: HY-141358</p> <p>SPDP-PEG36-NHS ester is a cleavable 36 unit PEG ADC linker used in the synthesis of antibody-drug conjugates (ADCs).</p>  <p>Purity: >98% Clinical Data: No Development Reported Size: 1 mg, 5 mg</p>
<p>SPDP-sulfo</p> <p style="text-align: right;">Cat. No.: HY-133543</p> <p>SPDP-sulfo is a cleavable ADC linker used in the synthesis of antibody-drug conjugates (ADCs).</p>  <p>Purity: >98% Clinical Data: No Development Reported Size: 1 mg, 5 mg</p>	<p>SPDV</p> <p style="text-align: right;">Cat. No.: HY-129371</p> <p>SPDV is a cleavable ADC linker used for diagnosis and treatment of cancer or B cell proliferative diseases.</p>  <p>Purity: 98.03% Clinical Data: No Development Reported Size: 100 mg, 500 mg, 1 g</p>

<p>Sulfo-SNPB</p> <p>Cat. No.: HY-129376</p> <p>Sulfo-SNPB is a cleavable linker that is used for making antibody-drug conjugate (ADC).</p>  <p>Purity: >98% Clinical Data: No Development Reported Size: 1 g</p>	<p>sulfo-SPDB</p> <p>Cat. No.: HY-101151</p> <p>sulfo-SPDB is a cleavable ADC linker used in the synthesis of antibody-drug conjugates (ADCs).</p>  <p>Purity: ≥95.0% Clinical Data: No Development Reported Size: 5 mg, 10 mg, 25 mg</p>
<p>Sulfo-SPDP-C6-NHS sodium</p> <p>Cat. No.: HY-126495A</p> <p>Sulfo-SPDP-C6-NHS sodium is a cleavable ADC linker used in the synthesis of antibody-drug conjugates (ADCs).</p>  <p>Purity: >98% Clinical Data: No Development Reported Size: 1 mg, 5 mg</p>	<p>Sulfo-SPP</p> <p>Cat. No.: HY-129377</p> <p>Sulfo-SPP is a heterobifunctional, thiol-cleavable and membrane impermeable crosslinker.</p>  <p>Purity: >98% Clinical Data: No Development Reported Size: 25 mg, 50 mg, 100 mg</p>
<p>tans-4-Hydroxy-D-proline hydrochloride</p> <p>Cat. No.: HY-W003511</p> <p>tans-4-Hydroxy-D-proline hydrochloride is a non-cleavable ADC linker used in the synthesis of antibody-drug conjugates (ADCs). tans-4-Hydroxy-D-proline hydrochloride is also a alkyl chain-based PROTAC linker that can be used in the synthesis of PR.</p>  <p>Purity: >98% Clinical Data: No Development Reported Size: 100 mg, 500 mg</p>	<p>tans-4-Hydroxy-D-proline methyl ester hydrochloride</p> <p>Cat. No.: HY-W006629</p> <p>tans-4-Hydroxy-D-proline methyl ester hydrochloride is a non-cleavable ADC linker used in the synthesis of antibody-drug conjugates (ADCs).</p>  <p>Purity: >98% Clinical Data: No Development Reported Size: 250 mg, 500 mg</p>
<p>TCO-PEG1-Val-Cit-OH</p> <p>Cat. No.: HY-130934</p> <p>TCO-PEG1-Val-Cit-OH is a cleavable 1 unit PEG ADC linker used in the synthesis of antibody-drug conjugates (ADCs).</p>  <p>Purity: >98% Clinical Data: No Development Reported Size: 1 mg, 5 mg</p>	<p>TCO-PEG1-Val-Cit-PABC-OH</p> <p>Cat. No.: HY-130966</p> <p>TCO-PEG1-Val-Cit-PABC-OH is a cleavable 1 unit PEG ADC linker used in the synthesis of antibody-drug conjugates (ADCs).</p>  <p>Purity: >98% Clinical Data: No Development Reported Size: 1 mg, 5 mg</p>
<p>TCO-PEG1-Val-Cit-PABC-PNP</p> <p>Cat. No.: HY-136100</p> <p>TCO-PEG1-Val-Cit-PABC-PNP is a cleavable 1 unit PEG ADC linker used in the synthesis of antibody-drug conjugates (ADCs).</p>  <p>Purity: >98% Clinical Data: No Development Reported Size: 1 mg, 5 mg</p>	<p>TCO-PEG12-NHS ester</p> <p>Cat. No.: HY-141170</p> <p>TCO-PEG12-NHS ester is a PEG-based PROTAC linker can be used in the synthesis of PROTACS. TCO-PEG12-NHS ester is a cleavable ADC linker used in the synthesis of antibody-drug conjugates (ADCs).</p>  <p>Purity: >98% Clinical Data: No Development Reported Size: 1 mg, 5 mg</p>

<p>TCO-PEG3-aldehyde</p> <p style="text-align: right;">Cat. No.: HY-136077</p> <p>TCO-PEG3-aldehyde is a cleavable 3 unit PEG ADC linker used in the synthesis of antibody-drug conjugates (ADCs).</p>  <p>Purity: >98% Clinical Data: No Development Reported Size: 1 mg, 5 mg</p>	<p>TCO-PEG3-Biotin</p> <p style="text-align: right;">Cat. No.: HY-136050</p> <p>TCO-PEG3-Biotin is a cleavable 3 unit PEG ADC linker used in the synthesis of antibody-drug conjugates (ADCs).</p>  <p>Purity: >98% Clinical Data: Size: 1 mg, 5 mg</p>
<p>TCO-PEG3-CH2-aldehyde</p> <p style="text-align: right;">Cat. No.: HY-136076</p> <p>TCO-PEG3-CH2-aldehyde is a cleavable 3 unit PEG ADC linker used in the synthesis of antibody-drug conjugates (ADCs).</p>  <p>Purity: >98% Clinical Data: Size: 1 mg, 5 mg</p>	<p>TCO-PEG4-DBCO</p> <p style="text-align: right;">Cat. No.: HY-140310</p> <p>TCO-PEG4-DBCO is a PEG-based PROTAC linker can be used in the synthesis of PROTACs. TCO-PEG4-DBCO is a cleavable ADC linker used in the synthesis of antibody-drug conjugates (ADCs).</p>  <p>Purity: >98% Clinical Data: No Development Reported Size: 1 mg, 5 mg</p>
<p>TCO-PEG4-NHS ester</p> <p style="text-align: right;">Cat. No.: HY-141167</p> <p>TCO-PEG4-NHS ester is a PEG-based PROTAC linker can be used in the synthesis of PROTACs. TCO-PEG4-NHS ester is a cleavable ADC linker used in the synthesis of antibody-drug conjugates (ADCs).</p>  <p>Purity: 99.58% Clinical Data: No Development Reported Size: 1 mg, 5 mg</p>	<p>TCO-SS-amine</p> <p style="text-align: right;">Cat. No.: HY-136039</p> <p>TCO-SS-amine is a cleavable ADC linker used in the synthesis of antibody-drug conjugates (ADCs).</p>  <p>Purity: >98% Clinical Data: Size: 1 mg, 5 mg</p>
<p>Tetraethylene glycol monotosylate (Tos-PEG4)</p> <p style="text-align: right;">Cat. No.: HY-41541</p> <p>Tetraethylene glycol monotosylate is a cleavable and acylhydrazone-based ADC linker used in the synthesis of antibody-drug conjugates (ADCs). Tetraethylene glycol monotosylate also can be used as a PROTAC linker that can be used in the synthesis of PROTACs.</p>  <p>Purity: >98% Clinical Data: No Development Reported Size: 1 mg, 5 mg</p>	<p>Tetrazine-biotin</p> <p style="text-align: right;">Cat. No.: HY-136095</p> <p>Tetrazine-biotin is a cleavable ADC linker used in the synthesis of antibody-drug conjugates (ADCs).</p>  <p>Purity: >98% Clinical Data: Size: 5 mg, 10 mg, 50 mg, 100 mg</p>
<p>Tetrazine-diazo-PEG4-biotin</p> <p style="text-align: right;">Cat. No.: HY-136078</p> <p>Tetrazine-diazo-PEG4-biotin is a cleavable 4 unit PEG ADC linker used in the synthesis of antibody-drug conjugates (ADCs).</p>  <p>Purity: >98% Clinical Data: Size: 1 mg, 5 mg</p>	<p>Tetrazine-PEG4-amine hydrochloride</p> <p style="text-align: right;">Cat. No.: HY-130977</p> <p>Tetrazine-PEG4-amine (hydrochloride) is a cleavable 4 unit PEG ADC linker used in the synthesis of antibody-drug conjugates (ADCs).</p>  <p>Purity: 95.15% Clinical Data: No Development Reported Size: 100 mg, 250 mg, 500 mg</p>

<p>Tetrazine-PEG4-biotin</p> <p>Cat. No.: HY-136053</p> <p>Tetrazine-PEG4-biotin is a cleavable 4 unit PEG ADC linker used in the synthesis of antibody-drug conjugates (ADCs).</p>  <p>Purity: >98% Clinical Data: Size: 1 mg, 5 mg</p>	<p>Tetrazine-PEG4-oxyamine hydrochloride</p> <p>Cat. No.: HY-136052</p> <p>Tetrazine-PEG4-oxyamine (hydrochloride) is a cleavable 4 unit PEG ADC linker used in the synthesis of antibody-drug conjugates (ADCs).</p>  <p>Purity: >98% Clinical Data: Size: 1 mg, 5 mg</p>
<p>Tetrazine-PEG4-SS-NHS</p> <p>Cat. No.: HY-136040</p> <p>Tetrazine-PEG4-SS-NHS is a cleavable 4 unit PEG ADC linker used in the synthesis of antibody-drug conjugates (ADCs).</p>  <p>Purity: 90.21% Clinical Data: Size: 10 mg</p>	<p>Tetrazine-PEG4-SS-Py</p> <p>Cat. No.: HY-130947</p> <p>Tetrazine-PEG4-SS-Py is a cleavable 4 unit PEG ADC linker used in the synthesis of antibody-drug conjugates (ADCs).</p>  <p>Purity: >98% Clinical Data: Size: 1 mg, 5 mg</p>
<p>Tetrazine-PEG5-SS-amine</p> <p>Cat. No.: HY-130945</p> <p>Tetrazine-PEG5-SS-amine is a cleavable 5 unit PEG ADC linker used in the synthesis of antibody-drug conjugates (ADCs).</p>  <p>Purity: >98% Clinical Data: Size: 1 mg, 5 mg</p>	<p>Tetrazine-PEG6-amine hydrochloride</p> <p>Cat. No.: HY-136086</p> <p>Tetrazine-PEG6-amine (hydrochloride) is a cleavable 6 unit PEG ADC linker used in the synthesis of antibody-drug conjugates (ADCs).</p>  <p>Purity: >98% Clinical Data: Size: 1 mg, 5 mg</p>
<p>Tetrazine-Ph-OPSS</p> <p>Cat. No.: HY-130928</p> <p>Tetrazine-Ph-OPSS is a cleavable ADC linker used in the synthesis of antibody-drug conjugates (ADCs).</p>  <p>Purity: >98% Clinical Data: No Development Reported Size: 1 mg, 5 mg</p>	<p>Tetrazine-Ph-SS-amine</p> <p>Cat. No.: HY-133504</p> <p>Tetrazine-Ph-SS-amine is a cleavable ADC linker used in the synthesis of antibody-drug conjugates (ADCs).</p>  <p>Purity: >98% Clinical Data: Size: 1 mg, 5 mg</p>
<p>Tetrazine-SS-Biotin</p> <p>Cat. No.: HY-136031</p> <p>Tetrazine-SS-Biotin is a cleavable ADC linker used in the synthesis of antibody-drug conjugates (ADCs).</p>  <p>Purity: >98% Clinical Data: No Development Reported Size: 1 mg, 5 mg</p>	<p>Tetrazine-SS-NHS</p> <p>Cat. No.: HY-136032</p> <p>Tetrazine-SS-NHS is a cleavable ADC linker used in the synthesis of antibody-drug conjugates (ADCs).</p>  <p>Purity: >98% Clinical Data: Size: 1 mg, 5 mg</p>

<p>Tetrazine-SS-PEG4-Biotin</p> <p style="text-align: right;">Cat. No.: HY-136036</p> <p>Tetrazine-SS-PEG4-Biotin is a cleavable 4 unit PEG ADC linker used in the synthesis of antibody-drug conjugates (ADCs).</p>  <p>Purity: >98% Clinical Data: No Development Reported Size: 1 mg, 5 mg</p>	<p>THP-PEG6-OH</p> <p style="text-align: right;">Cat. No.: HY-126918</p> <p>THP-PEG6-OH is a PEG-based PROTAC linker that can be used in the synthesis of PROTACs. THP-PEG6-OH is also a non-cleavable 3 unit PEG ADC linker used in the synthesis of antibody-drug conjugates (ADCs).</p>  <p>Purity: >98% Clinical Data: No Development Reported Size: 1 mg, 5 mg</p>
<p>THP-SS-alcohol</p> <p style="text-align: right;">Cat. No.: HY-140122</p> <p>THP-SS-alcohol is a cleavable ADC linker used in the synthesis of antibody-drug conjugates (ADCs).</p>  <p>Purity: >98% Clinical Data: Size: 1 mg, 5 mg</p>	<p>THP-SS-PEG1-Boc</p> <p style="text-align: right;">Cat. No.: HY-140123</p> <p>THP-SS-PEG1-Boc is a cleavable 1 unit PEG ADC linker used in the synthesis of antibody-drug conjugates (ADCs).</p>  <p>Purity: >98% Clinical Data: Size: 1 mg, 5 mg</p>
<p>THP-SS-PEG1-Tos</p> <p style="text-align: right;">Cat. No.: HY-140124</p> <p>THP-SS-PEG1-Tos is a cleavable 1 unit PEG ADC linker used in the synthesis of antibody-drug conjugates (ADCs).</p>  <p>Purity: >98% Clinical Data: Size: 1 mg, 5 mg</p>	<p>Tr-PEG2-OH</p> <p style="text-align: right;">Cat. No.: HY-114995</p> <p>Tr-PEG2-OH is a PEG-based PROTAC linker that can be used in the synthesis of PROTACs. Tr-PEG2-OH is also a non-cleavable 2 unit PEG ADC linker used in the synthesis of antibody-drug conjugates (ADCs).</p>  <p>Purity: >98% Clinical Data: No Development Reported Size: 1 mg, 5 mg</p>
<p>Tr-PEG3-OH</p> <p style="text-align: right;">Cat. No.: HY-120258</p> <p>Tr-PEG3-OH is a non-cleavable 3 unit PEG ADC linker used in the synthesis of antibody-drug conjugates (ADCs).</p>  <p>Purity: >98% Clinical Data: No Development Reported Size: 1 mg, 5 mg</p>	<p>Tr-PEG5-OH</p> <p style="text-align: right;">Cat. No.: HY-120845</p> <p>Tr-PEG5-OH is a non-cleavable 5 unit PEG ADC linker used in the synthesis of antibody-drug conjugates (ADCs). Tr-PEG5-OH is a PEG-based PROTAC linker can be used in the synthesis of PROTACs.</p>  <p>Purity: >98% Clinical Data: No Development Reported Size: 1 mg, 5 mg</p>
<p>Tr-PEG6-OH</p> <p style="text-align: right;">Cat. No.: HY-129311</p> <p>Tr-PEG6-OH is a non-cleavable 6 unit PEG ADC linker used in the synthesis of antibody-drug conjugates (ADCs).</p>  <p>Purity: >98% Clinical Data: No Development Reported Size: 1 mg, 5 mg</p>	<p>Tr-PEG8-OH</p> <p style="text-align: right;">Cat. No.: HY-130165</p> <p>Tr-PEG8-OH is a non-cleavable 8 unit PEG ADC linker used in the synthesis of antibody-drug conjugates (ADCs). Tr-PEG8-OH is a PEG-based PROTAC linker can be used in the synthesis of PROTACs.</p>  <p>Purity: >98% Clinical Data: No Development Reported Size: 1 mg, 5 mg</p>

<p>trans-Sulfo-SMCC</p> <p style="text-align: right;">Cat. No.: HY-126503</p> <p>trans-Sulfo-SMCC is a non-cleavable and membrane permeable ADC crosslinker.</p>  <p>Purity: >98% Clinical Data: No Development Reported Size: 500 mg</p>	<p>Tris[[2-(tert-butoxycarbonyl)ethoxy]methyl]methylamine</p> <p style="text-align: right;">Cat. No.: HY-21577</p> <p>Tris[[2-(tert-butoxycarbonyl)ethoxy]methyl]methylamine is a cleavable PEG ADC linker used in the synthesis of antibody-drug conjugates (ADCs). Amino-Tri-(t-butoxycarbonyloxyethyl)-methane is also a PEG/Alkyl/ether-based PROTAC linker that can be used in the synthesis of PROTACs.</p>  <p>Purity: ≥97.0% Clinical Data: No Development Reported Size: 50 mg</p>
<p>Val-Cit</p> <p style="text-align: right;">Cat. No.: HY-140014</p> <p>Val-Cit is a cleavable ADC linker used in the synthesis of antibody-drug conjugates (ADCs).</p>  <p>Purity: >98% Clinical Data: Size: 1 mg, 5 mg</p>	<p>Val-cit-PAB-OH</p> <p style="text-align: right;">Cat. No.: HY-12362</p> <p>Val-cit-PAB-OH is a cleavable ADC linker.</p>  <p>Purity: 99.62% Clinical Data: No Development Reported Size: 500 mg, 1 g, 5 g</p>
<p>Vipivotide tetraxetan Linker (PSMA-617 Linker)</p> <p style="text-align: right;">Cat. No.: HY-43869</p> <p>Vipivotide tetraxetan Linker (PSMA-617 Linker) is a noncleavable peptide linker for synthesis of Vipivotide tetraxetan (PSMA-617).</p>  <p>Purity: 99.88% Clinical Data: No Development Reported Size: 50 mg, 100 mg, 250 mg</p>	<p>Zuvotolimod</p> <p style="text-align: right;">Cat. No.: HY-145620</p> <p>Zuvotolimod is a myeloid cell agonist compound-linker for antibody conjugate. Zuvotolimod can be used in the research of cancer and hepatitis.</p>  <p>Purity: >98% Clinical Data: No Development Reported Size: 1 mg, 5 mg</p>
<p>β-D-glucuronide-pNP-carbonate</p> <p style="text-align: right;">Cat. No.: HY-136329</p> <p>β-D-glucuronide-pNP-carbonate is a cleavable ADC linker used in the synthesis of antibody-drug conjugates (ADCs).</p>  <p>Purity: >98% Clinical Data: No Development Reported Size: 1 mg, 5 mg</p>	<p>β-D-tetraacetylgalactopyranoside-PEG1-N3</p> <p style="text-align: right;">Cat. No.: HY-136318</p> <p>β-D-tetraacetylgalactopyranoside-PEG1-N3 is a cleavable 1 unit PEG ADC linker used in the synthesis of antibody-drug conjugates (ADCs).</p>  <p>Purity: >98% Clinical Data: No Development Reported Size: 1 mg, 5 mg</p>
<p>β-Estradiol-6-CMO-PEG3-biotin</p> <p style="text-align: right;">Cat. No.: HY-130929</p> <p>β-Estradiol-6-CMO-PEG3-biotin is a cleavable 3 unit PEG ADC linker used in the synthesis of antibody-drug conjugates (ADCs).</p>  <p>Purity: >98% Clinical Data: Size: 1 mg, 5 mg</p>	



www.MedChemExpress.com

Inhibitors, Screening Libraries, Proteins

Antibody-Drug Conjugates (ADCs)

Antibody-Drug Conjugates

The antibody-drug conjugate (ADC), a humanized or human monoclonal antibody conjugated with highly cytotoxic small molecules (payloads) through chemical linkers, is a novel therapeutic format and has great potential to make a paradigm shift in cancer chemotherapy. This antibody-based molecular platform enables selective delivery of a potent cytotoxic payload to target cancer cells, resulting in improved efficacy, reduced systemic toxicity, and preferable pharmacokinetics (PK)/pharmacodynamics (PD) and biodistribution compared to traditional chemotherapy.

All three component parts of an ADC, the antibody, the cytotoxic agent, and the linker that joins them, are critical elements in its design. The antibody moiety should be specific for a cell surface target molecule that is selectively expressed on cancer cells, or overexpressed on cancer cells relative to normal cells. The payload of an ADC must be highly cytotoxic so that it can kill tumor cells at the intracellular concentrations achievable following distribution of the ADC into solid tumor tissue, and because only a limited number of payloads can be linked to an antibody molecule (typically an average of 3-4 payloads per antibody) without severely compromising its biophysical and pharmacokinetic properties. The cytotoxic compounds include derivatives of calicheamicin, a class of highly cytotoxic enediyne antibiotics which kill cells by causing DNA double-strand breaks, and derivatives of the potent antimetabolic microtubule-disrupting agents, dolastatin 10 (auristatins) and maytansine.

The third vital component of an ADC is the linker that forms a chemical connection between the payload and the antibody. The linker should be sufficiently stable in circulation to allow the payload to remain attached to the antibody while in circulation as it distributes into tissues (including solid tumor tissue), yet should allow efficient release of an active cell-killing agent once the ADC is taken up into the cancer cells. Linkers can be characterized as either cleavable, or as non-cleavable.

Antibody-Drug Conjugates (ADCs)

<p>Disitamab vedotin (RC48)</p> <p>Cat. No.: HY-P9985</p> <p>Disitamab vedotin (RC48) is an antibody-drug conjugate (ADC) comprising a monoclonal antibody against human epidermal growth factor receptor 2 (HER2) conjugated via a cleavable linker to the cytotoxic agent Monomethyl auristatin E (MMAE). Disitamab vedotin enhances antitumor immunity.</p> <p>Purity: 97.40% Clinical Data: Launched Size: 1 mg, 5 mg</p> <p style="text-align: right;">Disitamab vedotin</p>	<p>Mal-amido-PEG8-Val-Ala-PAB-SG3200</p> <p>Cat. No.: HY-139957</p> <p>Mal-amido-PEG8-Val-Ala-PAB-SG3200 is a site-specific antibody-drug conjugate that binds HER2 (extracted from patent WO2016166300A1).</p> <p>Purity: >98% Clinical Data: No Development Reported Size: 1 mg, 5 mg</p> <p style="text-align: right;">Mal-amido-PEG8-Val-Ala-PAB-SG3200</p>
<p>MC-VC-PABC-amide-PEG1-CH2-CC-885</p> <p>Cat. No.: HY-145448</p> <p>MC-VC-PABC-amide-PEG1-CH2-CC-885 is an Antibody-Drug Conjugates (ADC) based on protein degrading agent (protac molecular glue, etc.).</p> <p>Purity: >98% Clinical Data: No Development Reported Size: 1 mg, 5 mg</p> <p style="text-align: right;">MC-VC-PABC-amide-PEG1-CH2-CC-885</p>	<p>Sacituzumab govitecan (IMMU-132)</p> <p>Cat. No.: HY-132254</p> <p>Sacituzumab govitecan (IMMU-132) is an antibody-drug conjugate (ADC) targeting Trop-2 for delivery of SN-38. Sacituzumab govitecan shows anticancer activity.</p> <p>Purity: >98% Clinical Data: Launched Size: 1 mg, 5 mg</p> <p style="text-align: right;">Sacituzumab govitecan</p>
<p>SC209</p> <p>Cat. No.: HY-144880</p> <p>SC209, an ADC cytotoxin extracted from patent WO2021247798, is used in synthesis of anti-EGFR antibody-drug conjugate ADC. SC209 is a metabolite of STRO-002.</p> <p>Purity: >98% Clinical Data: No Development Reported Size: 1 mg, 5 mg</p> <p style="text-align: right;">SC209</p>	<p>Trastuzumab deruxtecan (DS-8201; DS-8201a)</p> <p>Cat. No.: HY-138298A</p> <p>Trastuzumab deruxtecan (DS-8201a) is an anti-human epidermal growth factor receptor 2 (HER2) antibody-drug conjugate (ADC).</p> <p>Purity: ≥99.0% Clinical Data: No Development Reported Size: 1 mg, 5 mg</p> <p style="text-align: right;">Trastuzumab deruxtecan</p>
<p>Trastuzumab deruxtecan (solution) (DS-8201 (solution); DS-8201a (solution))</p> <p>Cat. No.: HY-138298</p> <p>Trastuzumab deruxtecan (DS-8201a) (solution) is an anti-human epidermal growth factor receptor 2 (HER2) antibody-drug conjugate (ADC).</p> <p>Purity: 98.75% Clinical Data: Launched Size: 5 mg (10 mg × mL * 500 μL in Aqueous solution)</p> <p style="text-align: right;">Trastuzumab deruxtecan</p>	<p>Trastuzumab emtansine (Ado-Trastuzumab emtansine; PRO132365; T-DM 1)</p> <p>Cat. No.: HY-P9921</p> <p>Trastuzumab emtansine (Ado-Trastuzumab emtansine) is an antibody-drug conjugate (ADC) that incorporates the HER2-targeted antitumor properties of trastuzumab with the cytotoxic activity of the microtubule-inhibitory agent DM1 (derivative of maytansine).</p> <p>Purity: ≥99.40% Clinical Data: Launched Size: 1 mg, 5 mg, 10 mg</p> <p style="text-align: right;">Trastuzumab emtansine</p>
<p>Ugodotin</p> <p>Cat. No.: HY-139591</p> <p>Ugodotin is an antibody-drug conjugate. Ugodotin can binds IGF-1R with antitumor activity.</p> <p>Purity: >98% Clinical Data: No Development Reported Size: 1 mg, 5 mg</p> <p style="text-align: right;">Ugodotin</p>	



www.MedChemExpress.com

Inhibitors, Screening Libraries, Proteins

Drug-Linker Conjugates for ADC

Drug-Linker Conjugates for Antibody Drug Conjugates (ADCs) comprise of an active cytotoxic drug and an appropriate linker. After linked to a monoclonal antibody, those conjugates can be used for making ADCs, which are targeted agents for cancer cells with high selectivity and cytotoxicity.

The drug units in drug-linker conjugates are cytotoxic agents (i.e. ADC cytotoxins or payloads) with antitumor activity and can be classified in DNA damaging agents and tubulin inhibitors. The most commonly used DNA damaging agents in ADCs are Duocarmycins, Pyrrolobenzodiazepines, Camptothecins and Daunorubicins/Doxorubicins, while the popular tubulin inhibitors are Auristatins and Maytansinoids. Besides, there are also many traditional cytotoxic agents can be used in ADCs.

ADC linkers currently undergoing clinical evaluation are mostly classified into two categories: cleavable and noncleavable. Cleavable linkers rely on processes inside the cell to liberate the toxin, and noncleavable linkers require proteolytic degradation of the antibody portion of the ADC for release of the cytotoxic molecule.

Drug-Linker Conjugates for ADC Inhibitors & Chemicals

<p>(Rac)-Lys-SMCC-DM1 (Rac)-Lys-Nε-MCC-DM1</p> <p>Cat. No.: HY-101982A</p> <p>(Rac)-Lys-SMCC-DM1 ((Rac)-Lys-Nε-MCC-DM1) is the racemate of Lys-SMCC-DM1 (HY-101982). Lys-SMCC-DM1 is a linker-payload component that has the potential to inhibit tubulin polymerization. Lys-SMCC-DM1 is the active metabolite of T-DM1.</p>  <p>Purity: 98.18% Clinical Data: No Development Reported Size: 1 mg, 5 mg, 10 mg</p>	<p>2',3'-cGAMP-C2-PPA</p> <p>Cat. No.: HY-141662</p> <p>2',3'-cGAMP-C2-PPA (45), A cyclic di-nucleotide, is a STING agonist (US20210015941A1). 2',3'-cGAMP-C2-PPA is a drug-linker conjugate for ADC that can be used in synthesis of antibody-drug conjugates for the targeted treatment of cancer.</p>  <p>Purity: >98% Clinical Data: No Development Reported Size: 1 mg, 5 mg</p>
<p>Acetylene-linker-Val-Cit-PABC-MMAE (LCB14-0602)</p> <p>Cat. No.: HY-19812</p> <p>Acetylene-linker-Val-Cit-PABC-MMAE (LCB14-0602) consists the ADCs linker (Acetylene-linker-Val-Cit-PABC) and potent tubulin inhibitor (MMAE). Acetylene-linker-Val-Cit-PABC-MMAE (LCB14-0602) is a drug-linker conjugate for ADC.</p>  <p>Purity: 95.08 Clinical Data: No Development Reported Size: 1 mg, 5 mg, 10 mg</p>	<p>AcLys-PABC-VC-Aur0101</p> <p>Cat. No.: HY-111554</p> <p>AcLys-PABC-VC-Aur0101 is a drug-linker conjugate for ADC (anti-CXCR4 ADC) with potent antitumor activity by using Aur0101 (an auristatin microtubule inhibitor), linked via the cleavable linker AcLys-PABC-VC.</p>  <p>Purity: >98% Clinical Data: No Development Reported Size: 1 mg, 5 mg</p>
<p>AcLysValCit-PABC-DMAE-SW-163D</p> <p>Cat. No.: HY-114325</p> <p>AcLysValCit-PABC-DMAE-SW-163D is a drug-linker conjugates for ADC which consists of a natural bis-intercalator, SW-163D, conjugated via an AcLysValCitPABC-DMAE linker.</p>  <p>Purity: >98% Clinical Data: No Development Reported Size: 1 mg, 5 mg</p>	<p>Aminobenzenesulfonic auristatin E</p> <p>Cat. No.: HY-145989</p> <p>Aminobenzenesulfonic auristatin E is a drug-linker conjugate for ADC with potent antitumor activity by using Auristatin E (a cytotoxic tubulin modifier), linked via the ADC linker Aminobenzenesulfonic.</p>  <p>Purity: >98% Clinical Data: No Development Reported Size: 1 mg, 5 mg</p>
<p>Aminoxy CatB-LXR</p> <p>Cat. No.: HY-144554</p> <p>Aminoxy CatB-LXR (compound 10) is a drug-linker conjugates for ADC.</p>  <p>Purity: >98% Clinical Data: No Development Reported Size: 1 mg, 5 mg</p>	<p>AmPEG6C2-Aur0131</p> <p>Cat. No.: HY-111555</p> <p>AmPEG6C2-Aur0131 is a drug-linker conjugate for ADC (anti-CXCR4 ADC) with potent antitumor activity by using Aur0131 (an auristatin microtubule inhibitor), linked via the non-cleavable linker AmPEG6C2.</p>  <p>Purity: >98% Clinical Data: No Development Reported Size: 1 mg, 5 mg</p>
<p>AZ1508 (MC-Lys-MMETA)</p> <p>Cat. No.: HY-128962</p> <p>AZ1508 is a drug-linker conjugates for ADC for the treatment of breast and stomach cancer, and the drug is a tubulin inhibitor.</p>  <p>Purity: >98% Clinical Data: No Development Reported Size: 1 mg, 5 mg</p>	<p>Azide-PEG4-VC-PAB-Doxorubicin</p> <p>Cat. No.: HY-136288</p> <p>Azide-PEG4-VC-PAB-Doxorubicin is a drug-linker conjugate composed of a cytotoxic anthracycline antibiotic Doxorubicin and a linker Azide-PEG4-VC-PAB to make antibody drug conjugate (ADC).</p>  <p>Purity: >98% Clinical Data: No Development Reported Size: 1 mg, 5 mg</p>

<p>Azido-PEG4-Val-Cit-PAB-MMAE</p> <p style="text-align: right;">Cat. No.: HY-W190943</p> <p>Azido-PEG4-Val-Cit-PAB-MMAE is a drug-linker conjugate for ADC by using the anti-mitotic agent, monomethyl auristatin E (MMAE, a tubulin inhibitor), linked via the cleavable linker Azido-PEG4-Val-Cit-PAB-OH.</p>  <p>Purity: >98% Clinical Data: No Development Reported Size: 1 mg, 5 mg, 10 mg</p>	<p>Bi-Mc-VC-PAB-MMAE</p> <p style="text-align: right;">Cat. No.: HY-141833</p> <p>Bi-Mc-VC-PAB-MMAE consists ADCs linker (Fmoc-Val-Cit-PAB) and potent tubulin inhibitor (MMAE). Bi-Mc-VC-PAB-MMAE is a drug-linker conjugate for ADC.</p>  <p>Purity: >98% Clinical Data: No Development Reported Size: 1 mg, 5 mg</p>
<p>CCK2R Ligand-Linker Conjugates 1</p> <p style="text-align: right;">Cat. No.: HY-128941</p> <p>CCK2R Ligand-Linker Conjugates 1 is a ligand-linker conjugate, which conjugates to the cytotoxic antimicrotubule agents Desacetyl Vinblastine Hydrazide (DAVBH) and Tubulysin B Hydrazide (TubBH) via a hydrophilic peptide linker.</p>  <p>Purity: >98% Clinical Data: No Development Reported Size: 1 mg, 5 mg</p>	<p>CL2-SN-38</p> <p style="text-align: right;">Cat. No.: HY-126350</p> <p>CL2-SN-38 is a part of the antibody drug conjugate (ADC), can conjugate with the anti-Trop-2-humanized antibody hRS7. SN-38 is a DNA topoisomerase I inhibitor.</p>  <p>Purity: >98% Clinical Data: No Development Reported Size: 5 mg, 10 mg, 25 mg, 50 mg, 100 mg</p>
<p>CL2A-SN-38</p> <p style="text-align: right;">Cat. No.: HY-128946</p> <p>CL2A-SN-38 is a drug-linker conjugate composed of a potent a DNA Topoisomerase I inhibitor SN-38 and a linker CL2A to make antibody drug conjugate (ADC). CL2A-SN-38 provides significant and specific antitumor effects against a range of human solid tumor types.</p>  <p>Purity: 98.64% Clinical Data: No Development Reported Size: 1 mg, 5 mg, 10 mg, 25 mg, 50 mg, 100 mg</p>	<p>CL2E-SN38</p> <p style="text-align: right;">Cat. No.: HY-139909</p> <p>CL2E-SN-38, a highly releasable and structurally stable antibody-SN-38-conjugate, is a part of the antibody drug conjugate (ADC). SN-38, the active metabolite of Irinotecan from camptothecins, is an Topoisomerase I inhibitor.</p>  <p>Purity: >98% Clinical Data: No Development Reported Size: 1 mg, 5 mg</p>
<p>CL2E-SN38 TFA</p> <p style="text-align: right;">Cat. No.: HY-139909A</p> <p>CL2E-SN-38 TFA, a highly releasable and structurally stable antibody-SN-38-conjugate, is a part of the antibody drug conjugate (ADC). SN-38, the active metabolite of Irinotecan from camptothecins, is an Topoisomerase I inhibitor.</p>  <p>Purity: >98% Clinical Data: No Development Reported Size: 1 mg, 5 mg</p>	<p>Cys-mcMMAD</p> <p style="text-align: right;">Cat. No.: HY-15750</p> <p>Cys-mcMMAD is a drug-linker conjugate for ADC. MMAD is a potent tubulin inhibitor.</p>  <p>Purity: >98% Clinical Data: No Development Reported Size: 1 mg</p>
<p>DBA-DM4</p> <p style="text-align: right;">Cat. No.: HY-128960</p> <p>DBA-DM4 is a drug-linker conjugate composed of a potent a tubulin inhibitor DM1 and a linker SPDP to make antibody drug conjugate (ADC).</p>  <p>Purity: >98% Clinical Data: No Development Reported Size: 1 mg, 5 mg</p>	<p>DBCO-(PEG)3-VC-PAB-MMAE</p> <p style="text-align: right;">Cat. No.: HY-111012</p> <p>DBCO-(PEG)3-VC-PAB-MMAE is made by MMAE conjugated to DBCO-(PEG)3-vc-PAB linker. Monomethyl auristatin E (MMAE), a potent tubulin inhibitor, is a toxin payload in antibody drug conjugate.</p>  <p>Purity: >98% Clinical Data: No Development Reported Size: 5 mg (1 mg x 5), 10 mg (1 mg x 10), 1 mg</p>

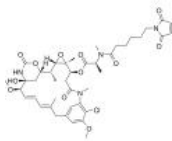
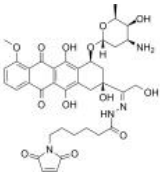
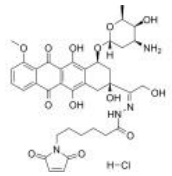
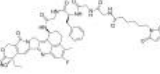
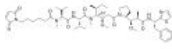
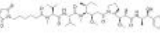
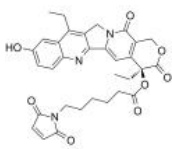
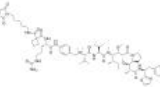
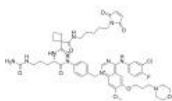
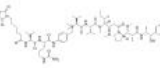
<p>DBCO-(PEG2-VC-PAB-MMAE)2</p> <p style="text-align: right;">Cat. No.: HY-126690</p> <p>DBCO-(PEG2-VC-PAB-MMAE)2 is made by MMAE conjugated to the cleavable DBCO-(PEG2-VC-PAB)2 linker. Monomethyl auristatin E (MMAE), a potent tubulin inhibitor, is a toxin payload in antibody drug conjugate.</p> <p>Purity: >98% Clinical Data: No Development Reported Size: 1 mg, 5 mg</p> 	<p>DBCO-PEG4-Ahx-DM1</p> <p style="text-align: right;">Cat. No.: HY-136260</p> <p>DBCO-PEG4-Ahx-DM1 is a drug-linker conjugate composed of a potent microtubulin inhibitor DM1 and a linker DBCO-PEG4-Ahx to make antibody drug conjugate (ADC).</p> <p>Purity: >98% Clinical Data: No Development Reported Size: 1 mg, 5 mg</p> 
<p>DBCO-PEG4-GGFG-DX8951</p> <p style="text-align: right;">Cat. No.: HY-134723</p> <p>DBCO-PEG4-GGFG-DX8951 is a drug-linker conjugate for ADC with potent antitumor activity by using DX8951 (a DNA topoisomerase I inhibitor), linked via the non-cleavable ADC linker DBCO-PEG4-GGFG.</p> <p>Purity: >98% Clinical Data: No Development Reported Size: 1 mg, 5 mg</p> 	<p>DBCO-PEG4-MMAF</p> <p style="text-align: right;">Cat. No.: HY-133492</p> <p>DBCO-PEG4-MMAF is a drug-linker conjugate for ADC with potent antitumor activity by using the tubulin polymerization inhibitor, MMAF, linked via the cleavable linker DBCO-PEG4.</p> <p>Purity: >98% Clinical Data: No Development Reported Size: 10 mg</p> 
<p>DBCO-PEG4-VA-PBD</p> <p style="text-align: right;">Cat. No.: HY-133433</p> <p>DBCO-PEG4-VA-PBD is a drug-linker conjugate for ADC by using the antitumor antibiotic, Pyrrolobenzodiazepine (PBD), linked via DBCO-PEG4-VA.</p> <p>Purity: >98% Clinical Data: No Development Reported Size: 1 mg, 5 mg, 10 mg</p> 	<p>DBCO-PEG4-Val-Cit-PAB-MMAF</p> <p style="text-align: right;">Cat. No.: HY-130990</p> <p>DBCO-PEG4-Val-Cit-PAB-MMAF consists a cleavable 4 unit PEG ADC linker (DBCO-PEG4-Val-Cit-PAB) and a potent tubulin polymerization inhibitor (MMAF). DBCO-PEG4-Val-Cit-PAB-MMAF can be used in the synthesis of antibody-drug conjugates (ADCs).</p> <p>Purity: >98% Clinical Data: No Development Reported Size: 1 mg, 5 mg</p> 
<p>DBCO-PEG4-VC-PAB-DMEA-PNU-159682</p> <p style="text-align: right;">Cat. No.: HY-126691</p> <p>DBCO-PEG4-VC-PAB-DMEA-PNU-159682, a drug-linker conjugate for ADC, consists the ADC linker DBCO-PEG4-VC-PAB and a potent ADC cytotoxin DMEA-PNU-159682. DMEA-PNU-159682 includes metabolites of nemorubicin (MMDX) from liver microsomes and ADC cytotoxin PNU-159682.</p> <p>Purity: >98% Clinical Data: No Development Reported Size: 5 mg, 10 mg, 25 mg</p> 	<p>DBCO-PEG4-VC-PAB-MMAE</p> <p style="text-align: right;">Cat. No.: HY-136314</p> <p>DBCO-PEG4-VC-PAB-MMAE consists a ADC linker (DBCO-PEG4-VC-PAB) and a tubulin polymerization inhibitor MMAE (HY-15162). DBCO-PEG4-VC-PAB-MMAE can be used in the synthesis of antibody-drug conjugates (ADCs).</p> <p>Purity: >98% Clinical Data: No Development Reported Size: 1 mg, 5 mg</p> 
<p>DBM-MMAF</p> <p style="text-align: right;">Cat. No.: HY-136287</p> <p>DBM-MMAF is a drug-linker conjugate composed of a potent antitubulin agent MMAF and a linker DBM to make antibody drug conjugate (ADC).</p> <p>Purity: >98% Clinical Data: No Development Reported Size: 1 mg, 5 mg</p> 	<p>Deruxtecan</p> <p style="text-align: right;">Cat. No.: HY-13631E</p> <p>Deruxtecan is an ADC drug-linker conjugate composed of a derivative of DX-8951 (DXd) and a maleimide-GGFG peptide linker, used for synthesizing DS-8201 and U3-1402.</p> <p>Purity: 99.43% Clinical Data: Phase 3 Size: 1 mg, 5 mg, 10 mg</p> 

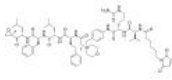
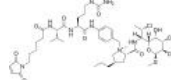
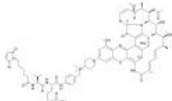
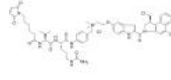
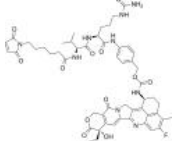
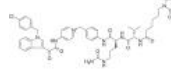
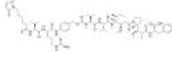
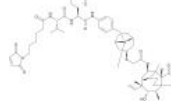
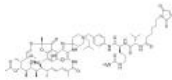
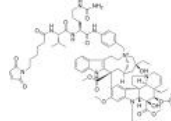
<p>Desmethyl Vc-seco-DUBA</p> <p>Cat. No.: HY-131085</p> <p>Desmethyl Vc-seco-DUBA consists a cleavable ADC linker (Desmethyl Vc-seco) and a DNA alkylating agent (DUBA). Desmethyl Vc-seco-DUBA can be used in the synthesis of antibody-drug conjugates (ADCs).</p> <p>Purity: >98% Clinical Data: No Development Reported Size: 1 mg, 5 mg</p> 	<p>DGN549-C</p> <p>Cat. No.: HY-136297</p> <p>DGN549-C consists a cleavable ADC linker valine-alanine (va) and PBD dimer. DGN549 is a novel DNA-alkylating cytotoxic payload and can be used in the synthesis of antibody-drug conjugates (ADCs).</p> <p>Purity: >98% Clinical Data: No Development Reported Size: 1 mg, 5 mg</p> 
<p>DGN549-L</p> <p>Cat. No.: HY-145365</p> <p>DGN549-L is a DNA alkylator and can be utilized for antibody conjugation at lysine residues. DGN549-L can be used in the synthesis of antibody-drug conjugates (ADCs).</p> <p>Purity: >98% Clinical Data: No Development Reported Size: 1 mg, 5 mg</p> 	<p>DM1-PEG4-DBCO</p> <p>Cat. No.: HY-136261</p> <p>DM1-(PEG)4-DBCO is a drug-linker conjugate composed of a potent microtubulin inhibitor DM1 and a linker DBCO-PEG4-Ahx to make antibody drug conjugate (ADC).</p> <p>Purity: >98% Clinical Data: No Development Reported Size: 1 mg, 5 mg</p> 
<p>DM4-SMCC</p> <p>Cat. No.: HY-126494</p> <p>DM4-SMCC is a drug-linker conjugate for ADC with antitumor activity by using DM4 (an antitubulin agent), linked via the non-cleavable SMCC linker.</p> <p>Purity: >98% Clinical Data: No Development Reported Size: 10 mg, 25 mg, 50 mg</p> 	<p>DM4-SPDP</p> <p>Cat. No.: HY-126493</p> <p>DM4-SPDP is a drug-linker conjugate composed of a potent antitubulin agent DM4 and a linker SMCC to make antibody drug conjugate.</p> <p>Purity: >98% Clinical Data: No Development Reported Size: 1 mg, 5 mg</p> 
<p>Doxorubicin-SMCC</p> <p>Cat. No.: HY-116063</p> <p>Doxorubicin-SMCC is a drug-linker conjugate for ADC. Doxorubicin-SMCC contains a non-cleavable ADC linker and a DNA topoisomerase II inhibitor Doxorubicin.</p> <p>Purity: 99.48% Clinical Data: No Development Reported Size: 10 mM × 1 mL, 5 mg, 10 mg, 25 mg, 50 mg, 100 mg</p> 	<p>FCHFHS-ST7612AA1</p> <p>Cat. No.: HY-112805</p> <p>FCHFHS-ST7612AA1 is a part of antibody drug conjugates (ADCs) charged with HDAC inhibitor by a linker, shows antitumor activity.</p> <p>Purity: >98% Clinical Data: No Development Reported Size: 1 mg, 5 mg</p> 
<p>Fmoc-Val-Cit-PAB-Duocarmycin TM</p> <p>Cat. No.: HY-126532</p> <p>Fmoc-Val-Cit-PAB-Duocarmycin TM is a drug-linker conjugate for ADC by using the antitumor antibiotic, Duocarmycin TM, linked via Fmoc-Val-Cit-PAB.</p> <p>Purity: >98% Clinical Data: No Development Reported Size: 50 mg</p> 	<p>Fmoc-Val-Cit-PAB-MMAE</p> <p>Cat. No.: HY-19811</p> <p>Fmoc-Val-Cit-PAB-MMAE consists the ADCs linker (Fmoc-Val-Cit-PAB) and potent tubulin inhibitor (MMAE). Fmoc-Val-Cit-PAB-MMAE is a drug-linker conjugate for ADC.</p> <p>Purity: 95.05% Clinical Data: No Development Reported Size: 1 mg, 5 mg, 10 mg</p> 

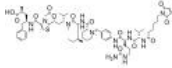
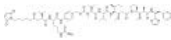
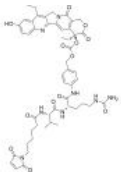
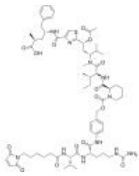
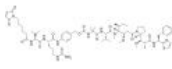
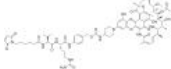
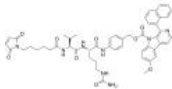
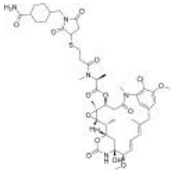
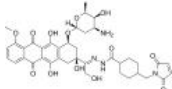
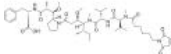
<p>Gemcitabine-O-Si(di-iso)-O-Mc</p> <p>Cat. No.: HY-130812</p>	<p>Gly3-VC-PAB-MMAE</p> <p>Cat. No.: HY-131056</p>
<p>Gemcitabine-O-Si(di-iso)-O-Mc is a drug-linker conjugate for ADC with potent antitumor activity by using Gemcitabine (a pyrimidine nucleoside analog antimetabolite and an antineoplastic agent; HY-17026), linked via the ADC linker.</p>  <p>Purity: 98.02% Clinical Data: No Development Reported Size: 1 mg, 5 mg, 10 mg</p>	<p>Gly3-VC-PAB-MMAE consists a cleavable ADC linker (Gly3-VC-PAB) and a potent tubulin inhibitor (MMAE). Gly3-VC-PAB-MMAE can be used in the synthesis of antibody-drug conjugates (ADCs).</p>  <p>Purity: >98% Clinical Data: No Development Reported Size: 5 mg, 10 mg, 25 mg, 50 mg, 100 mg</p>
<p>HS-(CH2)3CO-L-Ala-D-Ala-L-Ala-NH-CH2-S-(CH2)5-CO-DM</p> <p>Cat. No.: HY-145663</p>	<p>L-Asparagine-N-Fmoc,N-beta-trityl-15N2</p> <p>Cat. No.: HY-W002327S1</p>
<p>HS-(CH2)3CO-L-Ala-D-Ala-L-Ala-NH-CH2-S-(CH2)5-CO-DM is a drug-linker (peptide-cleavable) conjugate for ADC. DM indicates the maytansinoid moiety.</p>  <p>Purity: >98% Clinical Data: No Development Reported Size: 1 mg, 5 mg</p>	<p>L-Asparagine-N-Fmoc,N-beta-trityl-15N2 is a 15N-labeled Deruxtecan. Deruxtecan is an ADC drug-linker conjugate composed of a derivative of DX-8951 (DXd) and a maleimide-GGFG peptide linker, used for synthesizing DS-8201 and U3-1402.</p>  <p>Purity: >98% Clinical Data: No Development Reported Size: 1 mg, 5 mg</p>
<p>L-Lysine-15N dihydrochloride</p> <p>Cat. No.: HY-W009762S7</p>	<p>Lys-Nε-SPDB-DM4</p> <p>Cat. No.: HY-141596</p>
<p>L-Lysine-15N (dihydrochloride) is a 15N-labeled Deruxtecan. Deruxtecan is an ADC drug-linker conjugate composed of a derivative of DX-8951 (DXd) and a maleimide-GGFG peptide linker, used for synthesizing DS-8201 and U3-1402.</p>  <p>Purity: >98% Clinical Data: No Development Reported Size: 1 mg, 5 mg</p>	<p>Lys-Nε-SPDB-DM4 is a drug-linker conjugate composed of a potent a tubulin inhibitor DM4 and a linker Lys-Nε-SPDB to make antibody drug conjugate (ADC).</p>  <p>Purity: >98% Clinical Data: No Development Reported Size: 1 mg, 5 mg</p>
<p>Lys-SMCC-DM1 (Lys-Nε-MCC-DM1)</p> <p>Cat. No.: HY-101982</p>	<p>MAC glucuronide phenol-linked SN-38</p> <p>Cat. No.: HY-128943</p>
<p>Lys-SMCC-DM1 (Lys-Nε-MCC-DM1) is a linker-payload component that has the potential to inhibit tubulin polymerization. Lys-SMCC-DM1 is the active metabolite of T-DM1. T-DM1 is a human epidermal growth factor receptor 2 (HER2)-targeting ADC with a tubulin polymerization inhibitor DM1.</p>  <p>Purity: >98% Clinical Data: No Development Reported Size: 1 mg, 5 mg, 10 mg</p>	<p>MAC glucuronide phenol-linked SN-38 is a pH-susceptible lactone MAC glucuronide phenol-linked SN-38 (DNA topoisomerase I inhibitor) drug linker.</p>  <p>Purity: 96.26% Clinical Data: Size: 1 mg, 5 mg, 10 mg</p>
<p>MAC glucuronide α-hydroxy lactone-linked SN-38</p> <p>Cat. No.: HY-128942</p>	<p>MAC-VC-PABC-ST7612AA1</p> <p>Cat. No.: HY-112806</p>
<p>MAC glucuronide α-hydroxy lactone-linked SN-38 (Topoisomerase I inhibitor) is a stabilized lactone MAC glucuronide α-hydroxy lactone-linked SN-38 drug linker.</p>  <p>Purity: >98% Clinical Data: No Development Reported Size: 1 mg, 5 mg</p>	<p>MAC-VC-PABC-ST7612AA1 is a part of antibody drug conjugates (ADCs) charged with HDAC inhibitor by a linker, shows antitumor activity.</p>  <p>Purity: >98% Clinical Data: No Development Reported Size: 1 mg, 5 mg</p>

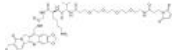
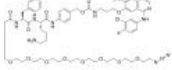
<p>Mal-(CH2)5-Val-Cit-PAB-Eribulin</p> <p>Cat. No.: HY-139642</p>	<p>Mal-C2-Gly3-EDA-PNU-159682</p> <p>Cat. No.: HY-126688</p>
<p>Mal-(CH2)5-Val-Cit-PAB-Eribulin is a drug-linker conjugate for ADC with potent antitumor activity by using the anti-microtubule agent, Eribulin, linked via linker Mal-(CH2)5-Val-Cit-PAB.</p>  <p>Purity: 99.97% Clinical Data: No Development Reported Size: 500 µg, 1 mg, 5 mg</p>	<p>Mal-C2-Gly3-EDA-PNU-159682, a drug-linker conjugate for ADC, consists a cleavable ADC linker Mal-C2-Gly3-EDA and a potent ADC cytotoxin PNU-159682.</p>  <p>Purity: >98% Clinical Data: No Development Reported Size: 1 mg, 5 mg</p>
<p>Mal-C6-α-Amanitin</p> <p>Cat. No.: HY-126683</p>	<p>MAL-di-EG-Val-Cit-PAB-MMAE</p> <p>Cat. No.: HY-100567</p>
<p>Mal-C6-α-Amanitin is a drug-linker conjugate for ADC with potent antitumor activity by using α-Amanitin (an RNA polymerase II inhibitor), linked via the ADC linker Mal-C6.</p>  <p>Purity: 95.37% Clinical Data: No Development Reported Size: 5 mg</p>	<p>MAL-di-EG-Val-Cit-PAB-MMAE consists the ADCs linker (MAL-di-EG-Val-Cit-PAB) and potent tubulin inhibitor (MMAE).</p>  <p>Purity: 98.92% Clinical Data: No Development Reported Size: 1 mg, 5 mg, 10 mg</p>
<p>MAL-di-EG-Val-Cit-PAB-MMAF</p> <p>Cat. No.: HY-128711</p>	<p>Mal-PEG2-VCP-Eribulin</p> <p>Cat. No.: HY-128870</p>
<p>MAL-di-EG-Val-Cit-PAB-MMAF consists the ADCs linker (MAL-di-EG-Val-Cit-PAB) and potent tubulin polymerization blocker (MMAF, Monomethyl auristatin F).</p>  <p>Purity: 98.56% Clinical Data: No Development Reported Size: 5 mg, 10 mg</p>	<p>Mal-PEG2-VCP-Eribulin consists the ADCs linker (Mal-PEG2-VCP) and Eribulin. Eribulin is a mechanistically unique microtubule inhibitor for cancer. Mal-PEG2-VCP-Eribulin is an Eribulin-based drug for antibody conjugates.</p>  <p>Purity: 99.04% Clinical Data: No Development Reported Size: 1 mg, 5 mg</p>
<p>Mal-PEG4-VA-PBD</p> <p>Cat. No.: HY-126685</p>	<p>Mal-PEG4-VC-PAB-DMEA-PNU-159682</p> <p>Cat. No.: HY-126687</p>
<p>Mal-PEG4-VA-PBD is a drug-linker conjugate for ADC by using the antitumor antibiotic, Pyrrolobenzodiazepine (PBD), linked via Mal-PEG4-VA.</p>  <p>Purity: >98% Clinical Data: No Development Reported Size: 1 mg, 5 mg, 10 mg</p>	<p>Mal-PEG4-VC-PAB-DMEA-PNU-159682, a drug-linker conjugate for ADC, consists the ADC linker Mal-PEG4-VC-PAB and a potent ADC cytotoxin DMEA-PNU-159682. DMEA-PNU-159682 includes metabolites of nemorubicin (MMDX) from liver microsomes and ADC cytotoxin PNU-159682.</p>  <p>Purity: >98% Clinical Data: No Development Reported Size: 5 mg, 10 mg, 25 mg</p>
<p>Mal-PEG4-VC-PAB-DMEA-Seco-Duocarmycin SA</p> <p>Cat. No.: HY-126684</p>	<p>Mal-PEG8-amide-Val-Ala-(4-NH2)-Exatecan</p> <p>Cat. No.: HY-145399</p>
<p>Mal-PEG4-VC-PAB-DMEA-Seco-Duocarmycin SA is a drug-linker conjugate for ADC by using the antitumor antibiotic, Duocarmycin SA, linked via Mal-PEG4-VC-PAB-DMEA-Seco.</p>  <p>Purity: >98% Clinical Data: No Development Reported Size: 1 mg, 5 mg</p>	<p>Mal-PEG8-amide-Val-Ala-(4-NH2)-Exatecan is a conjugate used to synthesis ADC. Mal-PEG8-amide-Val-Ala-(4-NH2)-Exatecan comprises topoisomerase inhibitor derivative with a linker for connecting to a ligand unit (extracted from patent US20200306243A1).</p>  <p>Purity: >98% Clinical Data: No Development Reported Size: 1 mg, 5 mg</p>

<p>Mal-PEG8-Val-Cit-PAB-MMAE</p> <p>Cat. No.: HY-141156</p>	<p>Mal-Phe-C4-VC-PAB-DMEA-PNU-159682</p> <p>Cat. No.: HY-126689</p>
<p>Mal-PEG8-Val-Cit-PAB-MMAE is a drug-linker conjugate for ADC. Mal-PEG8-Val-Cit-PAB-MMAE contains a cleavable ADC linker and a potent tubulin inhibitor MMAE (HY-15162).</p>  <p>Purity: 98.10% Clinical Data: No Development Reported Size: 1 mg, 5 mg</p>	<p>Mal-Phe-C4-VC-PAB-DMEA-PNU-159682, a drug-linker conjugate for ADC, consists the ADC linker Mal-Phe-C4-VC-PAB and a potent ADC cytotoxin DMEA-PNU-159682. DMEA-PNU-159682 includes metabolites of nemorubicin (MMDX) from liver microsomes and ADC cytotoxin PNU-159682.</p>  <p>Purity: >98% Clinical Data: No Development Reported Size: 1 mg, 5 mg</p>
<p>Mal-Phe-C4-VC-PAB-MMAE</p> <p>Cat. No.: HY-126686</p>	<p>Mal-VC-PAB-ABAEP-Azonafide</p> <p>Cat. No.: HY-126692</p>
<p>Mal-Phe-C4-VC-PAB-MMAE is made by MMAE conjugated to Mal-Phe-C4-VC-PAB linker. Monomethyl auristatin E (MMAE), a potent tubulin inhibitor, is a toxin payload in antibody drug conjugate.</p>  <p>Purity: >98% Clinical Data: No Development Reported Size: 5 mg, 10 mg, 25 mg, 50 mg, 100 mg</p>	<p>Mal-VC-PAB-ABAEP-Azonafide is a drug-linker conjugate for ADC with with potent antitumor activity by using Azonafide (a cytotoxin), linked via the ADC linker Mal-VC-PAB.</p>  <p>Purity: >98% Clinical Data: No Development Reported Size: 1 mg, 5 mg</p>
<p>Mal-VC-PAB-DM1</p> <p>Cat. No.: HY-126682</p>	<p>MB-VC-MGBA</p> <p>Cat. No.: HY-136289</p>
<p>Mal-VC-PAB-DM1 is a drug-linker conjugate for ADC with potent antitumor activity by using DM1 (a potent microtubule-disrupting agent), linked via the ADC linker Mal-VC-PAB .</p>  <p>Purity: >98% Clinical Data: No Development Reported Size: 1 mg, 5 mg, 10 mg, 25 mg</p>	<p>MB-VC-MGBA is a drug-linker conjugate for ADC with potent antitumor activity by using MGBA (minor-groove-binding DNA-alkylating agent), linked via the ADC linker MB-VC.</p>  <p>Purity: >98% Clinical Data: No Development Reported Size: 1 mg, 5 mg</p>
<p>MC-Alkyl-Hydrazine Modified MMAF</p> <p>Cat. No.: HY-128961</p>	<p>MC-beta-glucuronide-MMAE-1</p> <p>Cat. No.: HY-136317</p>
<p>MC-Alkyl-Hydrazine Modified MMAF is a drug-linker conjugate for ADC with potent antitumor activity by using the Modified MMAF (a tubulin inhibitor), linked via the noncleavable MC-Alkyl-Hydrazine.</p>  <p>Purity: >98% Clinical Data: No Development Reported Size: 1 mg, 5 mg</p>	<p>MC-beta-glucuronide-MMAE-1 is a drug-linker conjugate for ADC with potent antitumor activity by using MMAE (a tubulin polymerization inhibitor), linked via the cleavable ADC linker MC-beta-glucuronide.</p>  <p>Purity: >98% Clinical Data: No Development Reported Size: 5 mg, 10 mg</p>
<p>MC-beta-glucuronide-MMAE-2</p> <p>Cat. No.: HY-136321</p>	<p>Mc-Dexamethasone</p> <p>Cat. No.: HY-136290</p>
<p>MC-beta-glucuronide-MMAE-2 is a drug-linker conjugate for ADC with potent antitumor activity by using MMAE (a tubulin polymerization inhibitor), linked via the cleavable ADC linker MC-beta-glucuronide.</p>  <p>Purity: >98% Clinical Data: No Development Reported Size: 1 mg, 5 mg</p>	<p>Mc-Dexamethasone is a drug-linker conjugate for ADC. Mc-Dexamethasone is made toxin Dexamethasone (HY-14648) conjugated to the non-cleavable MC linker. Dexamethasone is a glucocorticoid receptor agonist.</p>  <p>Purity: >98% Clinical Data: No Development Reported Size: 5 mg, 10 mg, 25 mg, 50 mg, 100 mg</p>

<p>MC-DM1</p> <p style="text-align: right;">Cat. No.: HY-136286</p> <p>MC-DM1 is a drug-linker conjugate composed of a potent microtubule-disrupting agent DM1 and a linker MC to make antibody drug conjugate (ADC).</p>  <p>Purity: ≥95.0% Clinical Data: No Development Reported Size: 5 mg, 10 mg</p>	<p>MC-DOXHZN ((E/Z)-Aldoxorubicin; Doxorubicin(6-maleimidocaproyl)hydrazone)</p> <p style="text-align: right;">Cat. No.: HY-16261A</p> <p>MC-DOXHZN ((E/Z)-Aldoxorubicin) is an albumin-binding prodrug of Doxorubicin (DNA topoisomerase II inhibitor), with acid-sensitive properties.</p>  <p>Purity: >98% Clinical Data: No Development Reported Size: 1 mg, 5 mg</p>
<p>MC-DOXHZN hydrochloride ((E/Z)-Aldoxorubicin hydrochloride; Doxorubicin(6-maleimidocaproyl)hydrazone hydrochloride)</p> <p style="text-align: right;">Cat. No.: HY-16261B</p> <p>MC-DOXHZN ((E/Z)-Aldoxorubicin) hydrochloride is an albumin-binding prodrug of Doxorubicin (DNA topoisomerase II inhibitor), with acid-sensitive properties.</p>  <p>Purity: ≥98.0% Clinical Data: No Development Reported Size: 5 mg, 10 mg, 50 mg</p>	<p>MC-GGFG-DX8951</p> <p style="text-align: right;">Cat. No.: HY-114233</p> <p>MC-GGFG-DX8951 is a drug-linker conjugate for ADC with antitumor activity by using DX8951 (a DNA topoisomerase I inhibitor), linked via the protease cleavable MC-GGFG linker.</p>  <p>Purity: 99.71% Clinical Data: No Development Reported Size: 5 mg, 10 mg</p>
<p>Mc-MMAD</p> <p style="text-align: right;">Cat. No.: HY-15740</p> <p>Mc-MMAD is a protective group (maleimidocaproyl)-conjugated MMAD. MMAD is a potent tubulin inhibitor. Mc-MMAD is a drug-linker conjugate for ADC.</p>  <p>Purity: 98.50% Clinical Data: No Development Reported Size: 1 mg, 5 mg, 10 mg</p>	<p>Mc-MMAE (Maleimidocaproyl-monomethylauristatin E)</p> <p style="text-align: right;">Cat. No.: HY-15741</p> <p>Mc-MMAE is a protective group (maleimidocaproyl)-conjugated monomethyl auristatin E (MMAE), which is a potent tubulin inhibitor. Mc-MMAE is a drug-linker conjugate for ADC.</p>  <p>Purity: 96.47% Clinical Data: No Development Reported Size: 5 mg (1 mg x 5), 10 mg (1 mg x 10), 1 mg</p>
<p>MC-SN38</p> <p style="text-align: right;">Cat. No.: HY-136170</p> <p>MC-SN38 is a drug-linker conjugate composed of a potent microtubule-disrupting agent SN38 and a non-cleavable MC linker to make antibody drug conjugate (ADC).</p>  <p>Purity: 98.65% Clinical Data: No Development Reported Size: 5 mg, 10 mg, 25 mg</p>	<p>MC-Sq-Cit-PAB-Dolastatin10</p> <p style="text-align: right;">Cat. No.: HY-128894</p> <p>MC-Sq-Cit-PAB-Dolastatin10 is a drug-linker conjugate for ADC with potent antitumor activity by using Dolastatin10 (a tubulin polymerization inhibitor), linked via the ADC linker MC-Sq-Cit-PAB.</p>  <p>Purity: >98% Clinical Data: No Development Reported Size: 1 mg, 5 mg</p>
<p>MC-Sq-Cit-PAB-Gefitinib</p> <p style="text-align: right;">Cat. No.: HY-128893</p> <p>MC-Sq-Cit-PAB-Gefitinib is a drug-linker conjugate for ADC with potent antitumor activity by using Gefitinib (an EGFR tyrosine kinase inhibitor), linked via the ADC linker MC-Sq-Cit-PAB.</p>  <p>Purity: >98% Clinical Data: No Development Reported Size: 1 mg, 5 mg</p>	<p>MC-Val-Cit-PAB-Auristatin E</p> <p style="text-align: right;">Cat. No.: HY-128899</p> <p>MC-Val-Cit-PAB-Auristatin E is a drug-linker conjugate for ADC with potent antitumor activity by using Auristatin E (a cytotoxic tubulin modifier), linked via the ADC linker MC-Val-Cit-PAB.</p>  <p>Purity: >98% Clinical Data: No Development Reported Size: 1 mg, 5 mg, 10 mg</p>

<p>MC-Val-Cit-PAB-carfilzomib iodide</p> <p>Cat. No.: HY-128903</p>	<p>MC-Val-Cit-PAB-clindamycin</p> <p>Cat. No.: HY-128907</p>
<p>MC-Val-Cit-PAB-carfilzomib iodide is a drug-linker conjugate for ADC with potent antitumor activity by using carfilzomib (an irreversible proteasome inhibitor), linked via the ADC linker MC-Val-Cit-PAB.</p>  <p>Purity: >98% Clinical Data: No Development Reported Size: 1 mg</p>	<p>MC-Val-Cit-PAB-clindamycin is a drug-linker conjugate for ADC with potent antitumor activity by using clindamycin (a protein synthesis inhibitor), linked via the ADC linker MC-Val-Cit-PAB.</p>  <p>Purity: >98% Clinical Data: No Development Reported Size: 1 mg, 5 mg</p>
<p>MC-Val-Cit-PAB-dimethylDNA31</p> <p>Cat. No.: HY-128905</p>	<p>MC-Val-Cit-PAB-duocarmycin chloride</p> <p>Cat. No.: HY-128904</p>
<p>MC-Val-Cit-PAB-dimethylDNA31 is a drug-linker conjugate for ADC with potent antitumor activity by using dimethylDNA31, linked via the ADC linker MC-Val-Cit-PAB. DimethylDNA31 has effective bactericidal activity against persisters and stationary-phase <i>S. aureus</i>.</p>  <p>Purity: >98% Clinical Data: No Development Reported Size: 1 mg, 5 mg</p>	<p>MC-Val-Cit-PAB-duocarmycin chloride is a drug-linker conjugate for ADC with potent antitumor activity by using Duocarmycin (a DNA minor groove binding alkylating agent), linked via the ADC linker MC-Val-Cit-PAB.</p>  <p>Purity: 98.16% Clinical Data: No Development Reported Size: 5 mg, 10 mg</p>
<p>MC-Val-Cit-PAB-DX8951</p> <p>Cat. No.: HY-145929</p>	<p>MC-Val-Cit-PAB-Indibulin</p> <p>Cat. No.: HY-128908</p>
<p>MC-Val-Cit-PAB-DX8951 is a drug-linker conjugate for ADC. MC-Val-Cit-PAB-DX8951 is composed of a DNA topoisomerase I DX-8951 (HY-13631) and a cathepsin cleavable ADC linker.</p>  <p>Purity: >98% Clinical Data: No Development Reported Size: 5 mg, 10 mg, 25 mg, 50 mg, 100 mg</p>	<p>MC-Val-Cit-PAB-Indibulin is a drug-linker conjugate for ADC with potent antitumor activity by using Indibulin (an orally applicable inhibitor of tubulin assembly), linked via the ADC linker MC-Val-Cit-PAB.</p>  <p>Purity: >98% Clinical Data: No Development Reported Size: 5 mg, 10 mg, 25 mg, 50 mg, 100 mg</p>
<p>MC-Val-Cit-PAB-MMAF (Vc-MMAF)</p> <p>Cat. No.: HY-112786</p>	<p>MC-Val-Cit-PAB-Retapamulin</p> <p>Cat. No.: HY-128906</p>
<p>MC-Val-Cit-PAB-MMAF (Vc-MMAF) is a drug-linker conjugate for ADC with antitumor activity by using the tubulin inhibitor, MMAF, linked via cathepsin cleavable MC-Val-Cit-PAB.</p>  <p>Purity: 98.05% Clinical Data: No Development Reported Size: 1 mg, 5 mg, 10 mg, 25 mg</p>	<p>MC-Val-Cit-PAB-Retapamulin is a drug-linker conjugate for ADC with potent antitumor activity by using Retapamulin (a ribosome inhibitor), linked via the ADC linker MC-Val-Cit-PAB.</p>  <p>Purity: >98% Clinical Data: No Development Reported Size: 1 mg, 5 mg</p>
<p>MC-Val-Cit-PAB-rifabutin</p> <p>Cat. No.: HY-128909</p>	<p>MC-Val-Cit-PAB-vinblastine</p> <p>Cat. No.: HY-128902</p>
<p>MC-Val-Cit-PAB-rifabutin is a drug-linker conjugate for ADC with potent antitumor activity by using rifabutin (an DNA-dependent RNA polymerase inhibitor), linked via the ADC linker MC-Val-Cit-PAB.</p>  <p>Purity: >98% Clinical Data: No Development Reported Size: 1 mg, 5 mg</p>	<p>MC-Val-Cit-PAB-vinblastine is a drug-linker conjugate for ADC with potent antitumor activity by using vinblastine (an microtubule protein inhibitor), linked via the ADC linker MC-Val-Cit-PAB.</p>  <p>Purity: 90.17% Clinical Data: No Development Reported Size: 5 mg, 10 mg, 25 mg, 50 mg, 100 mg</p>

<p>MC-VC(S)-PABQ-Tubulysin M</p> <p>Cat. No.: HY-128910</p>	<p>MC-VC-PAB-MMAD</p> <p>Cat. No.: HY-136316</p>
<p>MC-VC(S)-PABQ-Tubulysin M is a drug-linker conjugate for ADC with potent antitumor activity by using Tubulysin M (a tubulin inhibitor), linked via the ADC linker MC-VC(S)-PABQ.</p>  <p>Purity: >98% Clinical Data: No Development Reported Size: 1 mg, 5 mg</p>	<p>MC-VC-PAB-MMAD is a drug-linker conjugate for ADC with potent antitumor activity by using MMAD (a potent tubulin inhibitor), linked via the cleavable ADC linker MC-VC-PAB.</p>  <p>Purity: >98% Clinical Data: No Development Reported Size: 5 mg, 10 mg, 25 mg, 50 mg</p>
<p>Mc-VC-PAB-SN38</p> <p>Cat. No.: HY-131057</p>	<p>MC-VC-PAB-Tubulysin M</p> <p>Cat. No.: HY-136313</p>
<p>Mc-VC-PAB-SN38 consists a cleavable ADC linker (Mc-VC-PAB) and a DNA topoisomerase I inhibitor (SN38). Mc-VC-PAB-SN38 can be used in the synthesis of antibody-drug conjugates (ADCs).</p>  <p>Purity: 98.06% Clinical Data: No Development Reported Size: 5 mg, 10 mg</p>	<p>MC-vc-PAB-Tubulysin M consists a cleavable ADC linker (MC-vc-PAB) and a cytotoxic tubulin inhibitor Tubulysin M (HY-N7053).</p>  <p>Purity: >98% Clinical Data: No Development Reported Size: 1 mg, 5 mg</p>
<p>MC-VC-PABC-Aur0101</p> <p>Cat. No.: HY-128955</p>	<p>MC-VC-PABC-DNA31</p> <p>Cat. No.: HY-128897</p>
<p>MC-VC-PABC-Aur0101 is a drug-linker conjugate for ADC with potent antitumor activity by using Aur0101 (an auristatin microtubule inhibitor), linked via the ADC linker MC-VC-PABC.</p>  <p>Purity: 98.87% Clinical Data: No Development Reported Size: 5 mg, 10 mg, 25 mg</p>	<p>MC-VC-PABC-DNA31 is a drug-linker conjugate for ADC with potent antitumor activity by using DNA31 (a potent RNA polymerase inhibitor), linked via the ADC linker MC-VC-PABC.</p>  <p>Purity: >98% Clinical Data: No Development Reported Size: 1 mg, 5 mg, 10 mg</p>
<p>MC-VC-PABC-SP 141</p> <p>Cat. No.: HY-136320</p>	<p>MCC-DM1</p> <p>Cat. No.: HY-132250</p>
<p>MC-VC-PABC-SP 141 is a drug-linker conjugate for ADC with potent antitumor activity by using SP 141 (a potent MDM2 inhibitor), linked via the cleavable ADC linker MC-VC-PABC.</p>  <p>Purity: >98% Clinical Data: No Development Reported Size: 5 mg, 10 mg, 25 mg, 50 mg, 100 mg</p>	<p>MCC-DM1 is a drug-Linker Conjugates for ADC such as Anti-CD22-MCC-DM1.</p>  <p>Purity: >98% Clinical Data: No Development Reported Size: 5 mg, 10 mg, 25 mg, 50 mg, 100 mg</p>
<p>MCC-Modified Daunorubicinol</p> <p>Cat. No.: HY-128959</p>	<p>McMMAF (Maleimidocaproyl monomethylauristatin F)</p> <p>Cat. No.: HY-15578</p>
<p>Daunorubicinol is a drug-linker conjugate for ADC with potent antitumor activity by using Aur0101 (DNA Topoisomerase II inhibitor), linked via the ADC linker.</p>  <p>Purity: >98% Clinical Data: Size: 1 mg, 5 mg</p>	<p>McMMAF is a protective group-conjugated MMAF. MMAF is a potent tubulin polymerization inhibitor.</p>  <p>Purity: 99.58% Clinical Data: No Development Reported Size: 5 mg, 10 mg, 25 mg, 50 mg, 100 mg</p>

<p>MMAE-SMCC</p> <p style="text-align: right;">Cat. No.: HY-135660</p>	<p>Modified MMAF-C5-COOH</p> <p style="text-align: right;">Cat. No.: HY-141593</p>
<p>MMAE-SMCC is a drug-linker conjugate for ADC. MMAE-SMCC is composed of a potent mitotic and a tubulin inhibitor MMAE and a linker SMCC to make antibody drug conjugate.</p>  <p>Purity: >98% Clinical Data: No Development Reported Size: 1 mg, 5 mg, 10 mg</p>	<p>Modified MMAF-C5-COOH is a drug-linker conjugate for ADC.</p>  <p>Purity: >98% Clinical Data: No Development Reported Size: 1 mg, 5 mg</p>
<p>MP-PEG4-Val-Lys-Gly-7-MAD-MDCPT</p> <p style="text-align: right;">Cat. No.: HY-132161</p>	<p>MP-PEG8-Val-Lys-Gly-7-MAD-MDCPT</p> <p style="text-align: right;">Cat. No.: HY-145943</p>
<p>MP-PEG4-Val-Lys-Gly-7-MAD-MDCPT is a Camptothecin-linker compound extracted from patent WO2019195665A1, example 4-1. MP-PEG4-Val-Lys-Gly-7-MAD-MDCPT is a drug-linker conjugate for antibody-drug conjugate (ADC).</p>  <p>Purity: 99.81% Clinical Data: No Development Reported Size: 1 mg, 5 mg, 10 mg</p>	<p>MP-PEG8-Val-Lys-Gly-7-MAD-MDCPT is a drug-linker conjugate for antibody-drug conjugate (ADC). MP-PEG8-Val-Lys-Gly-7-MAD-MDCPT has the potential for cancer and autoimmune disease research.</p>  <p>Purity: >98% Clinical Data: No Development Reported Size: 1 mg, 5 mg</p>
<p>N3-PEG3-vc-PAB-MMAE</p> <p style="text-align: right;">Cat. No.: HY-100874</p>	<p>N3-PEG4-DYKDDDD-Doxorubicin</p> <p style="text-align: right;">Cat. No.: HY-133586</p>
<p>N3-PEG3-vc-PAB-MMAE is a synthesized drug-linker conjugate for ADC that incorporates the MMAE (a tubulin inhibitor) and 3-unit PEG linker. N3-PEG3-vc-PAB-MMAE shows potent antitumor activity.</p>  <p>Purity: 98.79% Clinical Data: No Development Reported Size: 1 mg, 5 mg, 10 mg</p>	<p>N3-PEG4-DYKDDDD-Doxorubicin is a drug-linker conjugate for ADC with potent antitumor activity by using the cytotoxic anthracycline antibiotic, Doxorubicin, linked via the cleavable linker N3-PEG4-DYKDDDD.</p>  <p>Purity: >98% Clinical Data: No Development Reported Size: 1 mg, 5 mg</p>
<p>N3-PEG4-YPYDVPDYA-Doxorubicin</p> <p style="text-align: right;">Cat. No.: HY-131090</p>	<p>N3-PEG8-Phe-Lys-PABC-Gefitinib</p> <p style="text-align: right;">Cat. No.: HY-131088</p>
<p>N3-PEG4-YPYDVPDYA-Doxorubicin is a drug-linker conjugate for ADC with potent antitumor activity by using the cytotoxic anthracycline antibiotic, Doxorubicin, linked via the cleavable linker N3-PEG4-YPYDVPDYA.</p>  <p>Purity: >98% Clinical Data: No Development Reported Size: 1 mg, 5 mg</p>	<p>N3-PEG8-Phe-Lys-PABC-Gefitinib is a drug-linker conjugate for ADC with potent antitumor activity by using the anti-tumor agent, Gefitinib (orally active EGFR tyrosine kinase inhibitor), linked via the cleavable linker N3-PEG8-Phe-Lys-PABC.</p>  <p>Purity: >98% Clinical Data: No Development Reported Size: 1 mg, 5 mg</p>
<p>NAMPT inhibitor-linker 1</p> <p style="text-align: right;">Cat. No.: HY-112615</p>	<p>NAMPT inhibitor-linker 2</p> <p style="text-align: right;">Cat. No.: HY-112616</p>
<p>NAMPT inhibitor-linker 1 is a drug-linker conjugates for ADC, composed of an NAMPT inhibitor as a payload, and a linker.</p>  <p>Purity: >98% Clinical Data: No Development Reported Size: 1 mg, 5 mg</p>	<p>NAMPT inhibitor-linker 2 is a drug-linker conjugates for ADC, composed of an NAMPT inhibitor as a payload, and a linker.</p>  <p>Purity: >98% Clinical Data: No Development Reported Size: 1 mg, 5 mg</p>

<p>Nitro-PDS-Tubulysin M</p> <p>Cat. No.: HY-128896</p>	<p>OSu-Glu-VC-PAB-MMAD</p> <p>Cat. No.: HY-136315</p>
<p>Nitro-PDS-Tubulysin M is a drug-linker conjugate for ADC with potent antitumor activity by using Tubulysin M (a tubulin polymerization inhibitor), linked via the ADC linker Nitro-PDS.</p>  <p>Purity: >98% Clinical Data: No Development Reported Size: 1 mg, 5 mg</p>	<p>OSu-Glu-VC-PAB-MMAD is a drug-linker conjugate for ADC with potent antitumor activity by using MMAD (a potent tubulin inhibitor), linked via the cleavable ADC linker OSu-Glu-VC-PAB.</p>  <p>Purity: >98% Clinical Data: No Development Reported Size: 1 mg, 5 mg</p>
<p>PEG4-aminoxy-MMAF</p> <p>Cat. No.: HY-128968</p>	<p>PNU-EDA-Gly5</p> <p>Cat. No.: HY-145078</p>
<p>PEG4-aminoxy-MMAF is a drug-linker conjugate for ADC with potent antitumor activity by using the potent antitubulin agent MMAF, linked via the noncleavable PEG4.</p>  <p>Purity: 97.20% Clinical Data: No Development Reported Size: 5 mg, 10 mg</p>	<p>PNU-EDA-Gly5 is an oligo-glycine linker-payload for ADC synthesis, composed of a DNA topoisomerase I inhibitor PNU-159682 and a linker EDA-Gly5.</p>  <p>Purity: >98% Clinical Data: No Development Reported Size: 1 mg, 5 mg</p>
<p>PSMA-ALB-56</p> <p>Cat. No.: HY-141536</p>	<p>PSMA-Val-Cit-PAB-MMAE</p> <p>Cat. No.: HY-141860</p>
<p>PSMA-ALB-56 is a PSMA-targeting radioligand designed by combining the glutamate-urea PSMA-binding entity and an albumin binder.</p>  <p>Purity: >98% Clinical Data: No Development Reported Size: 1 mg, 5 mg</p>	<p>PSMA-Val-Cit-PAB-MMAE is a novel small-molecule PSMA-targeted conjugate based on the monomethyl auristatin E for the chemotherapy of prostate cancer.</p>  <p>Purity: >98% Clinical Data: No Development Reported Size: 1 mg, 5 mg</p>
<p>Rha-PEG3-SMCC</p> <p>Cat. No.: HY-142740</p>	<p>SC-VC-PAB-DM1</p> <p>Cat. No.: HY-126693</p>
<p>Rha-PEG3-SMCC (compound 13) is a drug-linker conjugate for ADC with potent antitumor activity by using SMCC (a protein crosslinker), linked via the noncleavable ADC linker Rha-PEG3.</p>  <p>Purity: >98% Clinical Data: No Development Reported Size: 1 mg, 5 mg</p>	<p>SC-VC-PAB-DM1 is a drug-linker conjugate for ADC with with potent antitumor activity by using DM1 (Mertansine, a tubulin inhibitor) , linked via the ADC linker SC-VC-PAB.</p>  <p>Purity: >98% Clinical Data: No Development Reported Size: 1 mg, 5 mg</p>
<p>SC-VC-PAB-MMAE</p> <p>Cat. No.: HY-126681</p>	<p>SGD-1910</p> <p>Cat. No.: HY-101162</p>
<p>SC-VC-PAB-MMAE is a drug-linker conjugate for ADC with potent antitumor activity by using the anti-mitotic agent, monomethyl auristatin E (MMAE, a tubulin inhibitor), linked via the cleavable linker SC-VC-PAB.</p>  <p>Purity: >98% Clinical Data: No Development Reported Size: 1 mg, 5 mg, 10 mg</p>	<p>SGD-1910 is a drug-linker conjugate for ADC by using the antitumor antibiotic, pyrrolbenzodiazepine (PBD, a cytotoxic DNA crosslinking), linked via the cleavable linker MC-Val-Ala.</p>  <p>Purity: 95.06% Clinical Data: No Development Reported Size: 1 mg, 5 mg</p>

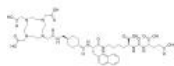
<p>SMCC-DM1 (DM1-SMCC)</p> <p>Cat. No.: HY-101070</p> <p>SMCC-DM1 (DM1-SMCC) is a drug-linker conjugate composed of a potent microtubule-disrupting agent DM1 and a linker SMCC to make antibody drug conjugate (ADC).</p>  <p>Purity: 98.18% Clinical Data: No Development Reported Size: 1 mg, 5 mg, 10 mg, 25 mg, 50 mg, 100 mg</p>	<p>SN38 NHS ester</p> <p>Cat. No.: HY-145732</p> <p>SN38 NHS ester is the NHS ester derivative of SN38. SN-38 is an active metabolite of the Topoisomerase I inhibitor Irinotecan. SN-38 inhibits DNA and RNA synthesis. SN38 NHS ester can be used for the synthesis of antibody-drug conjugates (ADCs).</p>  <p>Purity: >98% Clinical Data: No Development Reported Size: 1 mg, 5 mg</p>
<p>SPB</p> <p>Cat. No.: HY-104025</p> <p>SPB is a drug-linker conjugate for ADC with potent anti-inflammatory activity by using Xanthotoxol, linked via the ADC linker.</p>  <p>Purity: 98.11% Clinical Data: No Development Reported Size: 5 mg, 10 mg</p>	<p>SPDB-DM4</p> <p>Cat. No.: HY-12460</p> <p>SPDB-DM4 is a drug-linker conjugate for ADC by using the maytansinebased payload (DM4, a tubulin inhibitor) via a SPDB linker, exhibiting potent anti-tumor activity.</p>  <p>Purity: 98.35% Clinical Data: No Development Reported Size: 1 mg, 5 mg, 10 mg</p>
<p>SPP-DM1</p> <p>Cat. No.: HY-126491</p> <p>SPP-DM1 is a drug-linker conjugate for ADC with potent antitumor activity by using DM1 (a potent microtubule-disrupting agent), linked via the ADC linker SPP.</p>  <p>Purity: >98% Clinical Data: No Development Reported Size: 10 mg, 25 mg, 50 mg</p>	<p>Sulfo-PDBA-DM4</p> <p>Cat. No.: HY-128954</p> <p>Sulfo-PDBA-DM4 is a drug-linker conjugate composed of a potent tubulin inhibitor DM4 and a linker Sulfo-PDBA to make antibody drug conjugate (ADC). Sulfo-PDBA is a glutathione cleavable linker.</p>  <p>Purity: >98% Clinical Data: No Development Reported Size: 1 mg, 5 mg</p>
<p>Sulfo-SPDB-DGN462</p> <p>Cat. No.: HY-136291</p> <p>Sulfo-SPDB-DGN462 is a drug-linker conjugate for ADC. Sulfo-SPDB-DGN462 consists a toxin DGN462 (HY-101150) conjugated to the cleavable Sulfo-SPDB linker.</p>  <p>Purity: >98% Clinical Data: No Development Reported Size: 1 mg, 5 mg</p>	<p>sulfo-SPDB-DM4</p> <p>Cat. No.: HY-101141</p> <p>sulfo-SPDB-DM4 is a drug-linker conjugate for ADC by using the maytansinebased payload (DM4, an antitubulin agent) via the sulfo-SPDB linker.</p>  <p>Purity: >98% Clinical Data: No Development Reported Size: 1 mg, 5 mg, 10 mg, 25 mg, 50 mg</p>
<p>SuO-Glu-Val-Cit-PAB-MMAE</p> <p>Cat. No.: HY-130989</p> <p>SuO-Glu-Val-Cit-PAB-MMAE consists a cleavable ADC linker (SuO-Glu-Val-Cit-PAB) and a potent tubulin inhibitor (MMAE). SuO-Glu-Val-Cit-PAB-MMAE can be used in the synthesis of antibody-drug conjugates (ADCs).</p>  <p>Purity: >98% Clinical Data: No Development Reported Size: 1 mg, 5 mg</p>	<p>SuO-Val-Cit-PAB-MMAE</p> <p>Cat. No.: HY-100566</p> <p>SuO-Val-Cit-PAB-MMAE is a drug-linker conjugate for ADC by using the anti-mitotic agent, monomethyl auristatin E (MMAE, a tubulin inhibitor), linked via the peptide SuO-Val-Cit-PAB.</p>  <p>Purity: 98.70% Clinical Data: No Development Reported Size: 1 mg, 5 mg, 10 mg</p>

<p>Tesirine (SG3249)</p> <p>Cat. No.: HY-128952</p> <p>Tesirine (SG3249) is an antibody-drug conjugate (ADC) pyrrolbenzodiazepine (PBD) dimer payload. Tesirine combines potent antitumor activity with desirable physicochemical properties such as favorable hydrophobicity and improved conjugation characteristics.</p> <p>Purity: 97.96% Clinical Data: Phase 3 Size: 1 mg, 5 mg, 10 mg</p> 	<p>Thalidomide-NH-PEG7</p> <p>Cat. No.: HY-130648</p> <p>Thalidomide-NH-PEG7 is a synthesized E3 ligase ligand-linker conjugate for ADC. Thalidomide-NH-PEG7 can be connected to the ligand for protein by a linker to form PROTAC iRucaparib-AP6, a highly specific PARP1 degrader.</p> <p>Purity: >98% Clinical Data: No Development Reported Size: 1 mg, 5 mg</p> 
<p>TLR7/8 agonist 4 hydroxy-PEG10-acid</p> <p>Cat. No.: HY-139018</p> <p>TLR7/8 agonist 4 hydroxy-PEG10-acid (compound 9) is a drug-linker conjugate for ADC with potent antitumor activity by using TLR7/8 agonist 4 (HY-139018; a TLR7/8 agonist), linked via the cleavable ADC linker hydroxy-PEG10-acid (HY-133307).</p> <p>Purity: >98% Clinical Data: No Development Reported Size: 1 mg, 5 mg</p> 	<p>TLR7/8 agonist 4 hydroxy-PEG10-acid hydrochloride</p> <p>Cat. No.: HY-139018A</p> <p>TLR7/8 agonist 4 hydroxy-PEG10-acid hydrochloride (compound 9) is a drug-linker conjugate for ADC with potent antitumor activity by using TLR7/8 agonist 4 (HY-139018; a TLR7/8 agonist), linked via the cleavable ADC linker hydroxy-PEG10-acid (HY-133307).</p> <p>Purity: >98% Clinical Data: No Development Reported Size: 1 mg, 5 mg</p> 
<p>Val-Cit-PAB-MMAE</p> <p>Cat. No.: HY-100374</p> <p>Val-Cit-PAB-MMAE is a drug-linker conjugate for ADC. Val-Cit-PAB-MMAE contains the ADCs linker (peptide Val-Cit-PAB) and a potent tubulin inhibitor MMAE (HY-15162). MMAE a potent mitotic inhibitor by inhibiting tubulin polymerization.</p> <p>Purity: 99.83% Clinical Data: No Development Reported Size: 5 mg (1 mg x 5), 10 mg (1 mg x 10), 1 mg</p> 	<p>Vat-Cit-PAB-Monomethyl Dolastatin 10</p> <p>Cat. No.: HY-126492</p> <p>Vat-Cit-PAB-Monomethyl Dolastatin 10 is a drug-linker conjugate for ADC with potent antitumor activity by using Monomethyl Dolastatin 10 (a potent tubulin inhibitor), linked via the ADC linker Vat-Cit-PAB.</p> <p>Purity: >98% Clinical Data: No Development Reported Size: 10 mg, 25 mg, 50 mg</p> 
<p>Vc-MMAD</p> <p>Cat. No.: HY-15742</p> <p>Vc-MMAD consists the ADCs linker (Val-Cit) and potent tubulin inhibitor (MMAD). Vc-MMAD is a drug-linker conjugate for ADC.</p> <p>Purity: 98.82% Clinical Data: No Development Reported Size: 1 mg</p> 	<p>Vc-seco-DUBA (SYD985)</p> <p>Cat. No.: HY-128957</p> <p>Vc-seco-DUBA (SYD985) is a drug-linker conjugate for ADC with potent antitumor activity by using DUBA (DNA alkylating agent), linked via the ADC linker Vc-seco.</p> <p>Purity: 99.80% Clinical Data: Phase 2 Size: 1 mg, 5 mg, 10 mg</p> 
<p>VcMMAE (MC-Val-Cit-PAB-MMAE; mc-vc-PAB-MMAE)</p> <p>Cat. No.: HY-15575</p> <p>VcMMAE (mc-vc-PAB-MMAE) is a drug-linker conjugate for ADC with potent antitumor activity by using the anti-mitotic agent, monomethyl auristatin E (MMAE, a tubulin inhibitor), linked via the lysosomally cleavable dipeptide, valine-citrulline (vc).</p> <p>Purity: 99.89% Clinical Data: No Development Reported Size: 5 mg (1 mg x 5), 10 mg (1 mg x 10)</p> 	<p>VCP-Eribulin</p> <p>Cat. No.: HY-128871</p> <p>VCP-Eribulin consists the ADCs linker (VCP) and Eribulin. Eribulin is a mechanistically unique microtubule inhibitor for cancer. VCP-Eribulin is an Eribulin-based drug for antibody conjugates.</p> <p>Purity: >98% Clinical Data: No Development Reported Size: 1 mg, 5 mg</p> 

Vipivotide tetraxetan
(PSMA-617)

Cat. No.: HY-117410

Vipivotide tetraxetan (PSMA-617) is a high potent prostate-specific membrane antigen (PSMA) inhibitor, with a K_i of 0.37 nM.

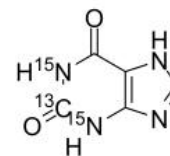


Purity: 98.78%
Clinical Data: Phase 2
Size: 10 mM × 1 mL, 2 mg, 5 mg, 10 mg, 25 mg, 50 mg

Xanthine-13C,15N2

Cat. No.: HY-W017389S

Xanthine-13C,15N2 is a 15N-labeled and 13C-labeled Deruxtecan. Deruxtecan is an ADC drug-linker conjugate composed of a derivative of DX-8951 (DXd) and a maleimide-GGFG peptide linker, used for synthesizing DS-8201 and U3-1402.



Purity: >98%
Clinical Data: No Development Reported
Size: 1 mg, 5 mg



www.MedChemExpress.com

Inhibitors, Screening Libraries, Proteins

PROTAC-Linker Conjugates for PAC

PROTAC-Linker for PROTAC-antibody Conjugates

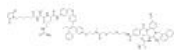
PROTAC-linker Conjugate for PAC comprises an antibody conjugated via a linker to a PROTAC. The PROTAC-Antibody Conjugate (PAC) molecules comprise an antibody conjugated via a linker (L1) to a PROTAC, wherein the PROTAC comprises an ubiquitin E3 ligase binding group ("E3LB"), a linker ("L2") and a protein binding group ("PB"). To obtain a PAC having potent efficacy and a desirable therapeutic index, the following components are provided. 1. Antibody (Ab): The antibody portion of a PAC can target a cell that expresses an antigen whereby the antigen specific PAC is delivered intracellularly to the target cell, typically through endocytosis. While PACs that comprise an antibody directed to an antigen that is not found on the cell surface may result in less specific intracellular delivery of the PROTAC portion into the cell, the PAC may still undergo pinocytosis. 2. Linkers (L1): A "linker" (L1) is a bifunctional or multifunctional moiety that can be used to link one or more PROTAC moieties (D) to an antibody (Ab) to form a PAC. In some embodiments, PACs can be prepared using a L1 having reactive functionalities for covalently attaching to the PROTAC and to the antibody. 3. PROTAC(D).

PROTAC-Linker Conjugates for PAC

PAC

Cat. No.: HY-112100

PAC, consists the ADCs linker and PROTACs, conjugated to an antibody. PAC extracts from patent WO2017201449A1, compound LP2. PAC conjugated to an antibody is a more marked estrogen receptor-alpha (ER α) degrader compared to PROTAC (without Ab).

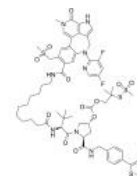


Purity: 98.17%
Clinical Data: No Development Reported
Size: 1 mg

PROTAC BRD4 degrader for PAC-1

Cat. No.: HY-129938

PROTAC BRD4 degrader for PAC-1 (compound 5), a PROTAC-linker Conjugate for PAC, comprises the chimeric BET degrader GNE-987 and disulfide-containing linker.

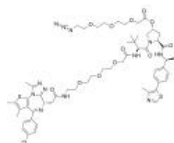


Purity: 99.23%
Clinical Data: No Development Reported
Size: 1 mg

PROTAC BRD4 Degrader-5-CO-PEG3-N3

Cat. No.: HY-133736

PROTAC BRD4 Degrader-5-CO-PEG3-N3 (Compound 2) is a PROTAC-linker Conjugate for PAC, comprises the BRD4 degrader GNE-987 and PEG-based linker.



Purity: 99.54%
Clinical Data: No Development Reported
Size: 10 mg