



# **iCell<sup>®</sup> Macrophages Prototype User's Guide**



## Trademarks

iCell and MyCell are registered trademarks, and Cellular Dynamics and the  logo are trademarks of Cellular Dynamics International, Inc. and may not be used without the express written permission of Cellular Dynamics International, Inc. (CDI).

All other brands, product names, company names, trademarks, and service marks are the properties of their respective owners.

## Restrictions and Liabilities

This document is provided “as is.” CDI assumes no responsibility for any typographical, technical, or other inaccuracies in this document. CDI reserves the right to periodically change information that is contained in this document; however, CDI makes no commitment to provide any such changes, updates, enhancements, or other additions to this document to you in a timely manner or at all.

THE iCELL MACROPHAGES ARE PROVIDED “AS IS” TO YOU. TO THE FULLEST EXTENT PERMITTED BY APPLICABLE LAW, CDI MAKES NO, AND DISCLAIMS ALL, REPRESENTATIONS, WARRANTIES, CONDITIONS OR COVENANTS, EXPRESS OR IMPLIED, WITH RESPECT TO ANY PRODUCT REFERENCED HEREIN OR PERFORMANCE OF ANY SERVICES REFERENCED HEREIN, INCLUDING BUT NOT LIMITED TO, ANY EXPRESS OR IMPLIED WARRANTIES OR CONDITIONS OF FITNESS FOR A PARTICULAR PURPOSE, NON-INFRINGEMENT, MERCHANTABILITY, DURABILITY, TITLE, OR RELATED TO THE PERFORMANCE OR NON-PERFORMANCE OF ANY PRODUCT REFERENCED HEREIN OR PERFORMANCE OF ANY SERVICES REFERENCED HEREIN).

This document might contain references to third-party sources of information, hardware or software, products or services, and/or third-party websites (collectively the “Third-Party Information”). CDI does not control, and is not responsible for, any Third-Party Information, including, without limitation the content, accuracy, copyright compliance, compatibility, performance, trustworthiness, legality, decency, links, or any other aspect of Third-Party Information. The inclusion of Third-Party Information in this document does not imply endorsement by CDI of the Third-Party Information or the third party in any way.

CDI does not in any way guarantee or represent that you will obtain satisfactory results from using iCell Macrophages as described herein. You assume all risk in connection with your use of iCell Macrophages.

## Conditions of Use

iCell Macrophages are for life science research use only and subject to the use restrictions contained in Appendix A. You are responsible for understanding and performing the protocols described within this guide. CDI does not guarantee any results you may achieve. These protocols are provided as CDI’s recommendations based on its use and experience with iCell Macrophages.

## Origin

iCell Macrophages are manufactured in the United States of America.

## Copyright Notice

© 2017 Cellular Dynamics International, Inc. All rights reserved. This document may not be reproduced, distributed, modified, or publicly displayed without the express written permission of Cellular Dynamics International, Inc.

## Revision History

Version 0.3: April 2017  
Version 0.2: August 2014  
Version 0.1: July 2014

# Table of Contents

<b>Before You Begin</b> .....	<b>ii</b>
<b>Chapter 1. Introduction</b> .....	<b>1</b>
Components Supplied by Cellular Dynamics .....	2
Required Equipment and Consumables.....	2
Technical Support and Training.....	3
Workflow Diagram .....	4
<b>Chapter 2. Handling and Storage</b> .....	<b>5</b>
<b>Chapter 3. Preparing Media</b> .....	<b>6</b>
<b>Chapter 4. Thawing iCell Macrophages</b> .....	<b>7</b>
<b>Chapter 5. Plating iCell Macrophages</b> .....	<b>9</b>
<b>Chapter 6. Maintaining iCell Macrophages</b> .....	<b>10</b>
<b>Appendices</b> .....	<b>11</b>
Appendix A. Intellectual Property Rights, Use Restrictions, and Limited License...11	
Appendix B. Product Provided “AS IS” .....	11
Appendix C. Limited Liability.....	12

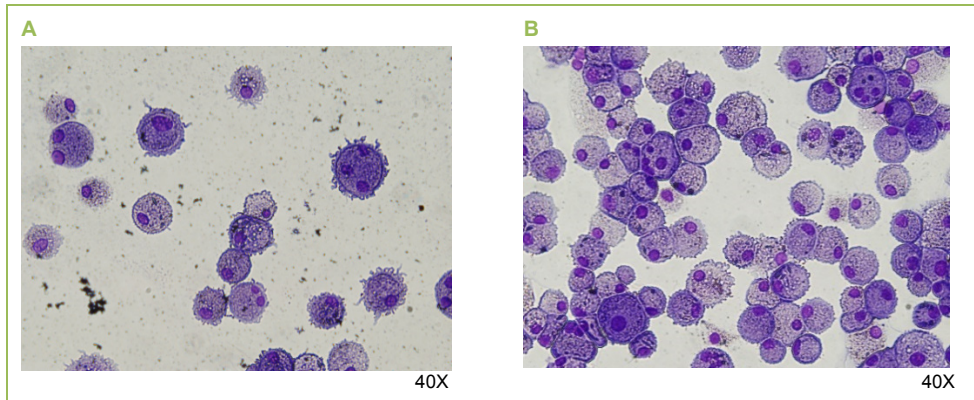
## Before You Begin

- Immediately transfer the frozen vials to liquid nitrogen storage.
- Read this entire iCell® Macrophages Prototype User's Guide before handling or using iCell Macrophages.
- iCell Macrophages are for life science research use only. See Appendix A for more information and other restrictions.
- A Safety Data Sheet (SDS) for dimethyl sulfoxide (DMSO), in which iCell Macrophages are frozen, is available online at [www.cellulardynamics.com/sds/](http://www.cellulardynamics.com/sds/) or on request from Cellular Dynamics International. Only technically qualified individuals experienced in handling DMSO and human biological materials should access, use, or handle iCell Macrophages.

Notes

## Chapter 1. Introduction

Cellular Dynamics International's (CDI) iCell Macrophages are highly purified, human macrophages derived from induced pluripotent stem (iPS) cells using CDI's proprietary differentiation and purification protocols. iCell Macrophages exhibit expected physiological characteristics and responses. iCell Macrophages are capable of phagocytotic uptake of substrates, such as ovalbumin, and release IL6 and TNF $\alpha$  in response to LPS stimulation. Thus, these cells provide a reliable source of human macrophages suitable for use in targeted drug discovery, toxicity testing, and other life science research.



**Figure 1: iCell Macrophages Represent a Highly Pure Population of Human Macrophages**

*These images show iCell Macrophages cytopins stained with Wright stain: (A) 10,000 cells per spot and (B) 50,000 cells per spot.*

## Components Supplied by Cellular Dynamics

Notes

Item	Catalog Number
iCell Macrophages Prototype <sup>1</sup>	MAC-301-010-001-PT
iCell Macrophages Prototype User's Guide <sup>2</sup>	
Certificate of Testing <sup>2</sup>	
Certificate of Origin If required for shipping purposes	
1 Safety Data Sheet available online at <a href="http://www.cellulardynamics.com/sds/">www.cellulardynamics.com/sds/</a>	
2 Available online at <a href="http://www.cellulardynamics.com/cot/">www.cellulardynamics.com/cot/</a>	

## Required Equipment and Consumables

Item	Vendor	Catalog Number
<b>Equipment</b>		
37°C Water Bath	Multiple Vendors	
Biological Safety Cabinet with UV Lamp	Multiple Vendors	
Cell Culture Incubator	Multiple Vendors	
Hemocytometer or Automated Cell Counter <sup>1</sup>	Multiple Vendors	
Liquid Nitrogen Storage Unit	Multiple Vendors	
Nunclon Delta Tissue Culture Vessel (Cell Culture Plate) <sup>2</sup>	Nunc	140675 (6-well) 150628 (12-well) 142475 (24-well) 167008 (96-well)
Phase Contrast Microscope	Multiple Vendors	
Pipettors	Multiple Vendors	
Tabletop Centrifuge	Multiple Vendors	
<b>Consumables</b>		
50 ml Centrifuge Tubes	Multiple Vendors	
ExCyte	Millipore	81-129-1
FBS	Hyclone	SH30396.03
Glutamax	Life Technologies	35050
IL1 $\beta$	Multiple Vendors	
IMDM	Life Technologies	12440
MCSF	Multiple Vendors	
PES Filter Unit, 0.2 $\mu$ m	Multiple Vendors	
Pipettes	Multiple Vendors	
SFEM	Stem Cell Technologies	09650
Trypan Blue	Gibco	15250

1 Ensure the automated cell counter is appropriately calibrated before use.

2 Order the format of cell culture plate required for your experiment.

---

## Technical Support and Training

CDI's Technical Support Scientists have the necessary laboratory and analytical experience to respond to your inquiries. In addition, in-lab training may be available upon request.

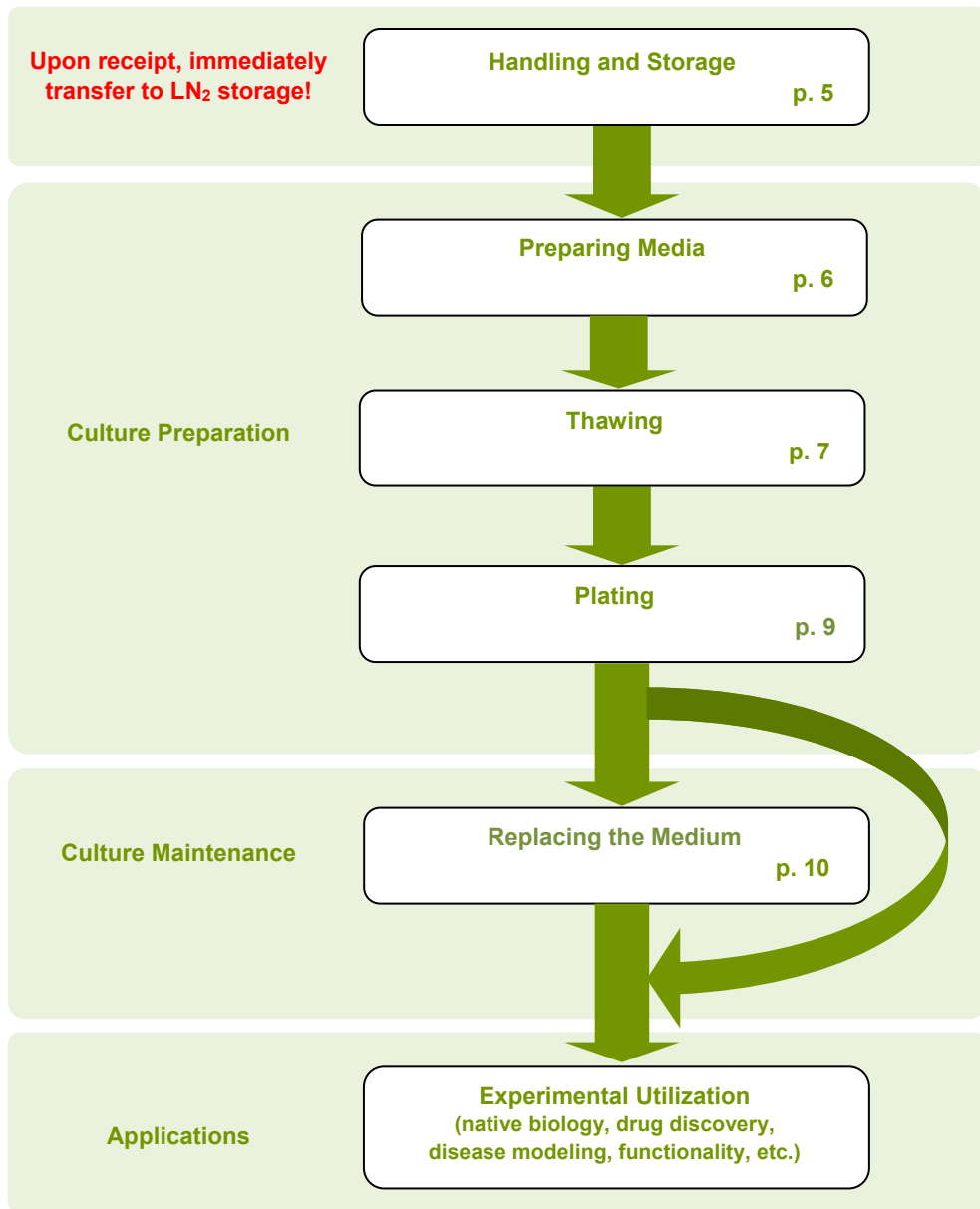
**Telephone** (877) 320-6688 (US toll-free) / (608) 310-5100 x5  
Monday - Friday, 8:30 am - 5:00 pm US Central Time

**Fax** (608) 310-5101

**Email** [support@cellulardynamics.com](mailto:support@cellulardynamics.com)

## Workflow Diagram

Notes





## Chapter 2. Handling and Storage

iCell Macrophages are provided as cryopreserved single-cell suspensions in 1.5 ml cryovials. Upon receipt, directly transfer the cryobox containing iCell Macrophages to the vapor phase of a liquid nitrogen storage dewar. CDI strongly recommends transferring the entire cryobox into the storage rack to avoid transferring individual vials.



*It is critical to maintain cryopreserved iCell Macrophages at a stable temperature. Minimize exposure of cryopreserved iCell Macrophages to ambient temperature when transferring vials to liquid nitrogen storage.*

## Chapter 3. Preparing Media

Notes

iCell Macrophages thawing, plating, and maintenance require iCell Macrophages Thawing Medium (Thawing Medium) and iCell Macrophages Maintenance Medium (Maintenance Medium). Prepare using sterile technique and store as follows:

Thawing Medium*	
Component	Final Concentration
IMDM	90%
FBS	10%

\* When preparing Thawing Medium, filter using a 0.2 µm PES filter unit. Store the medium at 4°C for up to 2 weeks.

Maintenance Medium*	
Component	Final Concentration
SFEM	99%
Glutamax	1%
ExCyte	0.3%
MCSF	20 ng/ml
IL1β	10 ng/ml

\* When preparing Maintenance Medium, filter using a 0.2 µm PES filter unit. Store the medium at 4°C for up to 2 weeks.

## Chapter 4. Thawing iCell Macrophages

iCell Macrophages have been demonstrated to plate and function on Nunclon Delta tissue culture vessels.

Maintain iCell Macrophages in liquid nitrogen until immediately before thawing to ensure maximal performance of cells. Complete the following steps of the thawing procedure in a time-efficient manner to facilitate optimal iCell Macrophages viability and performance.

**Note:** Thaw no more than 3 vials of iCell Macrophages at one time.

1. Equilibrate the Thawing Medium at room temperature before thawing iCell Macrophages.
2. Remove the iCell Macrophages cryovial from the liquid nitrogen storage tank.

**Note:** If necessary, place cryovials on dry ice for up to 10 minutes before thawing.

3. Immerse the cryovial in a 37°C water bath for approximately 2 minutes (avoid submerging the cap) while gently swirling. Use of a floating microcentrifuge tube rack is recommended.
4. Immediately remove the cryovial from the water bath, spray with 70% ethanol, and place into the biological safety cabinet.
5. Gently transfer the iCell Macrophages cryovial contents to a sterile 50 ml centrifuge tube using a 1 ml pipettor.

**Note:** Use of a 50 ml centrifuge tube facilitates suitable mixing to minimize osmotic shock and increase macrophage viability.



Avoid repeated pipetting of the thawed iCell Macrophages cell suspension.

6. Rinse the empty iCell Macrophages cryovial with 1 ml of room temperature Thawing Medium to recover any residual cells from the cryovial. Transfer the 1 ml Thawing Medium rinse from the cryovial drop-wise (~1 drop per second) to the 50 ml centrifuge tube containing the iCell Macrophages cell suspension. Gently swirl the tube while adding the medium to mix the solution completely and minimize the osmotic shock on the thawed cells.



Drop-wise addition of Thawing Medium to the cell suspension is critical to minimize osmotic shock and ensure maximum viability.

7. Slowly add 8 ml of room temperature Thawing Medium to the 50 ml centrifuge tube. Add the first 1 ml drop-wise (~1 drop per second). Add the remaining 7 ml over the next minute. Gently swirl the centrifuge tube while adding the medium.



It is critical to add the 8 ml of Thawing Medium slowly to ensure maximum viability of the cells.

8. Gently mix the contents of the 50 ml centrifuge tube by inverting once. Gentle mixing is critical to ensure maximum viability. Avoid vigorous shaking or vortexing of the cell suspension.

9. Centrifuge the cell suspension at 300 x g for 5 minutes at room temperature.
10. Aspirate the supernatant, leaving 1 ml in the centrifuge tube.
11. Gently resuspend the cell pellet in 5 ml of room temperature Maintenance Medium.

**Note:** CDI recommends using room temperature Maintenance Medium to resuspend the cells pellet to reduce the tendency of iCell Macrophages to attach to surfaces, which can be increased in 37°C medium.

**Note:** Thaw up to 3 vials of iCell Macrophages at one time. However, each vial must be thawed according to the outlined procedure (i.e. use 9 ml of Thawing Medium for each vial: 1 ml for transferring residual cells and 8 ml for dilution). Once thawed and diluted to the desired density in Maintenance Medium, you can pool the cell suspensions for plating. When thawing more than one vial, work quickly while regularly swirling the cell container to avoid unintended attachment.

Notes

## Chapter 5. Plating iCell Macrophages

The recommended plating density for iCell Macrophages is 50,000 viable cells/cm<sup>2</sup>.

1. Remove a sample of cells to perform a cell count using a hemocytometer (using trypan blue exclusion to identify viable cells) or an automated cell counter.
2. Dilute the cell suspension using room temperature Maintenance Medium to obtain a desired cell plating density.
3. Dispense the cell suspension into the appropriate cell culture vessel(s).
4. Culture iCell Macrophages in a cell culture incubator at 37°C, 5% CO<sub>2</sub>.

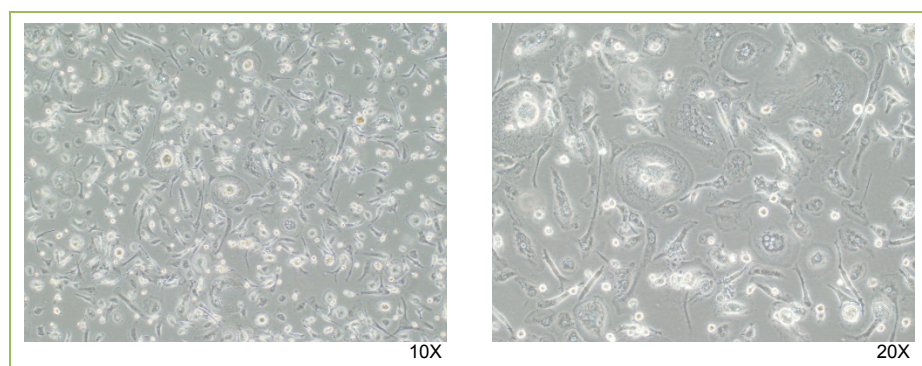
### Expected Cell Density

50,000 viable cells/cm<sup>2</sup> is the recommended starting density of iCell Macrophages for most cell-based assays (Figure 2). However, the optimal density of iCell Macrophages per unit of surface area will be assay dependent and must be determined empirically based on the intended use. The following table provides the desired cell number and plating volume for several common culture vessels.

Culture Vessel	Surface Area (cm <sup>2</sup> )	Plating Volume (ml)	Cell Number (5 x 10 <sup>4</sup> cells/cm <sup>2</sup> )
6-well Cell Culture Plate	9.6	2	480 x 10 <sup>3</sup>
12-well Cell Culture Plate	3.8	1	190 x 10 <sup>3</sup>
24-well Cell Culture Plate	1.9	0.5	95 x 10 <sup>3</sup>
96-well Cell Culture Plate	0.32	0.1	16 x 10 <sup>3</sup>

**Table 2: Summary of Recommended Volumes and Measures**

*All volumes and measures are per well.*



**Figure 2: iCell Macrophages at 24 Hours Post-plating**

*These images show iCell Macrophages plated at 50,000 cells/cm<sup>2</sup> at 24 hours post-plating.*

## Chapter 6. Maintaining iCell Macrophages

Notes

iCell Macrophages are shipped cryopreserved at high purity. The cells preserve a high purity if maintained in prepared Maintenance Medium and cultured as recommended in a standard cell culture incubator (37°C, 5% CO<sub>2</sub>).

1. Immediately before use, equilibrate the Maintenance Medium in a 37°C water bath. Do not equilibrate the Maintenance Medium in 37°C water bath multiple times. Aliquot the medium into small working volumes during cell maintenance.
2. 48 hours post-plating iCell Macrophages, aspirate the spent medium and replace with the appropriate volume of Maintenance Medium. Recommended volumes are as follows:
  - **6-well cell culture plate:** 2 ml/well
  - **12-well cell culture plate:** 1 ml/well
  - **24-well cell culture plate:** 0.5 ml/well
  - **96-well cell culture plate:** 0.1 ml/well
3. Replace the Maintenance Medium every 2 days.
4. Culture iCell Macrophages in a cell culture incubator at 37°C, 5% CO<sub>2</sub>.

## Appendices

---

### Appendix A. Intellectual Property Rights, Use Restrictions, and Limited License

A. **OWNERSHIP.** The Products are covered by pending patents and patents: [cellulardynamics.com/about-us/patents/](http://cellulardynamics.com/about-us/patents/). Customer has a limited license to use the Products for internal research purposes for the sole benefit of the Customer, subject to the use restrictions included in subsection B of this Appendix A. Customer acknowledges and agrees that the receipt or purchase of the Products by Customer shall not be construed as a transfer of any title or the grant of any rights in or to the intellectual property embodied in the Products owned or licensed by Cellular Dynamics. In particular, no right or license to make, have made, offer to sell, or sell the Products, to modify or reproduce the Product or any part thereof, or to use the Products in combination with any other product(s), except product(s) provided or expressly licensed to Customer by Cellular Dynamics for such use, is implied or conveyed by the sale or transfer of Products to Customer.

B. **USE RESTRICTIONS.** The Products are licensed for internal research purposes only, and may not be used for any other purpose. The Products must be used in accordance with this User's Guide to which Customer, by ordering and accepting the Products, agrees. Customer shall not make, have made, offer to sell, or sell the Products. Unless expressly permitted in a contract executed between Customer and Cellular Dynamics, Customer shall not use the Products (or any modifications Customer makes to the Products or any cells derived, developed or expanded from the Products) in (i) the manufacture of any products, or (ii) any services for a third party. Customer may not transfer the Products (or any modifications Customer makes to the Products or any cells derived, developed or expanded from the Products) to any third party without Cellular Dynamics' prior written consent. Customer shall not reverse engineer the Products. Customer shall not use the Products, components or modifications thereof, or any cells derived, developed or expanded therefrom, in humans, in clinical trials, for diagnostic purposes involving human subjects, or for any investigational or other therapeutic use. Customer shall not use the Products directly or indirectly to derive or make any human gamete or gamete precursor cell. Customer shall use the Products in accordance with all applicable laws and regulations and any applicable institutional review board approved protocol and/or privacy office approval. Customer is not entitled to receive any data or information from Cellular Dynamics that directly identifies the donor of the biological materials from which the Products indirectly are derived or were made. Customer shall not attempt in any way to determine the identity of the donor of the biological materials from which the Products indirectly are derived or were made.

C. **DATA.** Customer agrees that if described on Customer's product quotation from Cellular Dynamics it will provide data and information as described therein to Cellular Dynamics regarding Customer's use of the Products.

---

### Appendix B. Product Provided "AS IS"

A. The Products are sold or provided "AS IS."

B. TO THE FULLEST EXTENT PERMITTED BY APPLICABLE LAW, CELLULAR DYNAMICS DISCLAIMS, ALL REPRESENTATIONS, AND WARRANTIES, EXPRESS OR IMPLIED (INCLUDING BUT NOT LIMITED TO, ANY IMPLIED WARRANTIES OF MERCHANTABILITY, FITNESS FOR A PARTICULAR PURPOSE OR NON-INFRINGEMENT), AND ALL LIABILITY, WITH RESPECT TO THE PRODUCTS; AND BY ORDERING AND ACCEPTING THE PRODUCTS CUSTOMER WAIVES ALL RIGHTS AND REMEDIES OTHERWISE AVAILABLE WITH RESPECT TO THE PRODUCTS.

C. Customer will be solely responsible for (i) Customer's use of the Products for a purpose or in a manner other than that for which they were designed or that is permitted or in breach of the Use Restrictions above; (ii) Customer's failure to follow this User's Guide for the use, storage, and handling of the Products however such failure is caused; (iii) Customer's failure to comply with any of the provisions of Appendix A above; and (iv) any abuse, other misuse or neglect of the Products by Customer or any damage or loss of the Products by events or occurrences beyond a person's (e.g., Cellular Dynamics') control including without limitation, accident, fire, vandalism and natural disasters (acts of God).

D. Customer acknowledges and agrees that Cellular Dynamics may fill Customer's order with any number of units of Products. Such units may be more units than Customer ordered. Customer will not be charged extra for any adjustments made by Cellular Dynamics. Because the number of cells in a unit may vary from lot to lot, Cellular Dynamics reserves the right to fill the order with that number of units which is sufficient to fill Customer's order.

---

### Appendix C. Limited Liability

TO THE FULLEST EXTENT PERMITTED UNDER APPLICABLE LAW, CELLULAR DYNAMICS SHALL NOT HAVE ANY LIABILITY FOR INCIDENTAL, COMPENSATORY, PUNITIVE, CONSEQUENTIAL, INDIRECT, SPECIAL OR OTHER SIMILAR DAMAGES, HOWEVER CAUSED AND REGARDLESS OF FORM OF ACTION WHETHER IN CONTRACT, TORT (INCLUDING NEGLIGENCE), STRICT PRODUCT LIABILITY OR OTHERWISE, EVEN IF CELLULAR DYNAMICS HAS BEEN ADVISED OF THE POSSIBILITY OF SUCH DAMAGES. NOTWITHSTANDING ANY OTHER TERM OR IMPLICATION TO THE CONTRARY, UNDER NO CIRCUMSTANCES SHALL CELLULAR DYNAMICS' LIABILITY TO CUSTOMER EXCEED THE AMOUNT PAID BY CUSTOMER FOR THE PRODUCTS TO CELLULAR DYNAMICS.

© 2017 Cellular Dynamics International, Inc. All rights reserved.